

Fall 2023 Postsecondary Student Profile

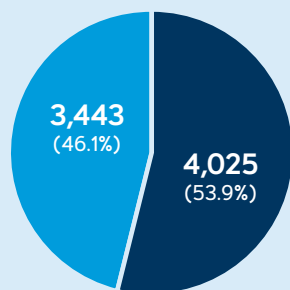
FAST FACTS

7,468 Unduplicated Post-High School Students



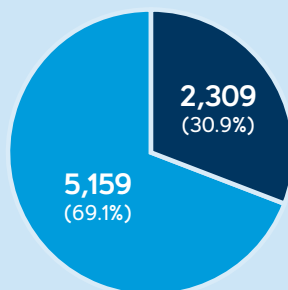
NORTHEAST
WI Technical College

SEX



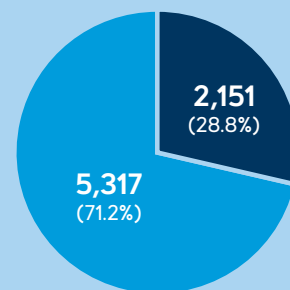
■ Female ■ Male

ENROLLMENT STATUS



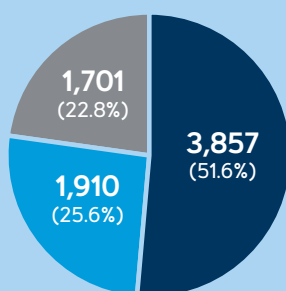
■ Full-time ■ Part-time

PELL-ELIGIBILITY STATUS



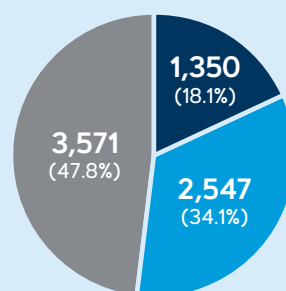
■ Pell-eligible ■ Not Pell-eligible

EMPLOYMENT STATUS



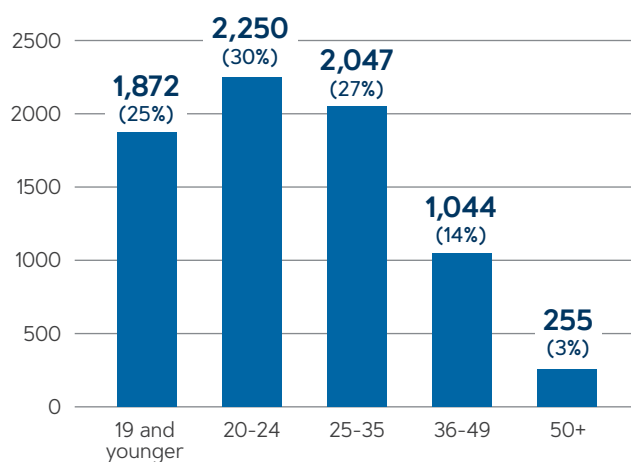
■ Full-time ■ Part-time ■ Other Response

FIRST-GENERATION STATUS



■ Not 1st-gen. ■ 1st-gen. ■ Unknown

STUDENT AGE (Average = 27)



Race/Ethnicity	Number	Percent
American Indian	276	3.7%
Asian	314	4.2%
Black/African American	371	5.0%
Hispanic/Latino	789	10.6%
Native HI/Other Pacific Islander	9	0.1%
White	5,687	76.2%

DATA NOTES:

Postsecondary students only (dual credit students not included); Students must have been enrolled in at least one college-level course after the add/drop period; Due to rounding, some percentages may not add up to 100%; Full-time status = 12 or more Fall enrolled credits