



# *Accessibility in Microsoft Teams Meetings*

---

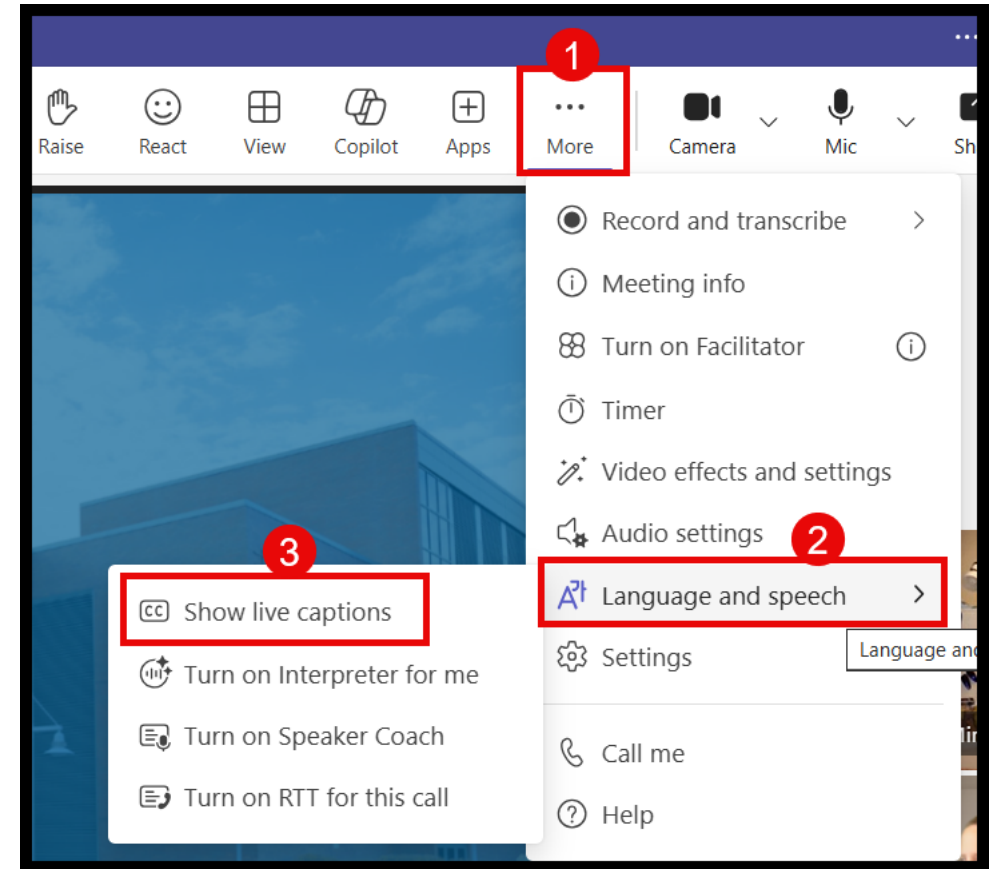
Captions, Translation, View

# Turn on Live Captions

1. Click "More".

2. Hover over "Language and speech".

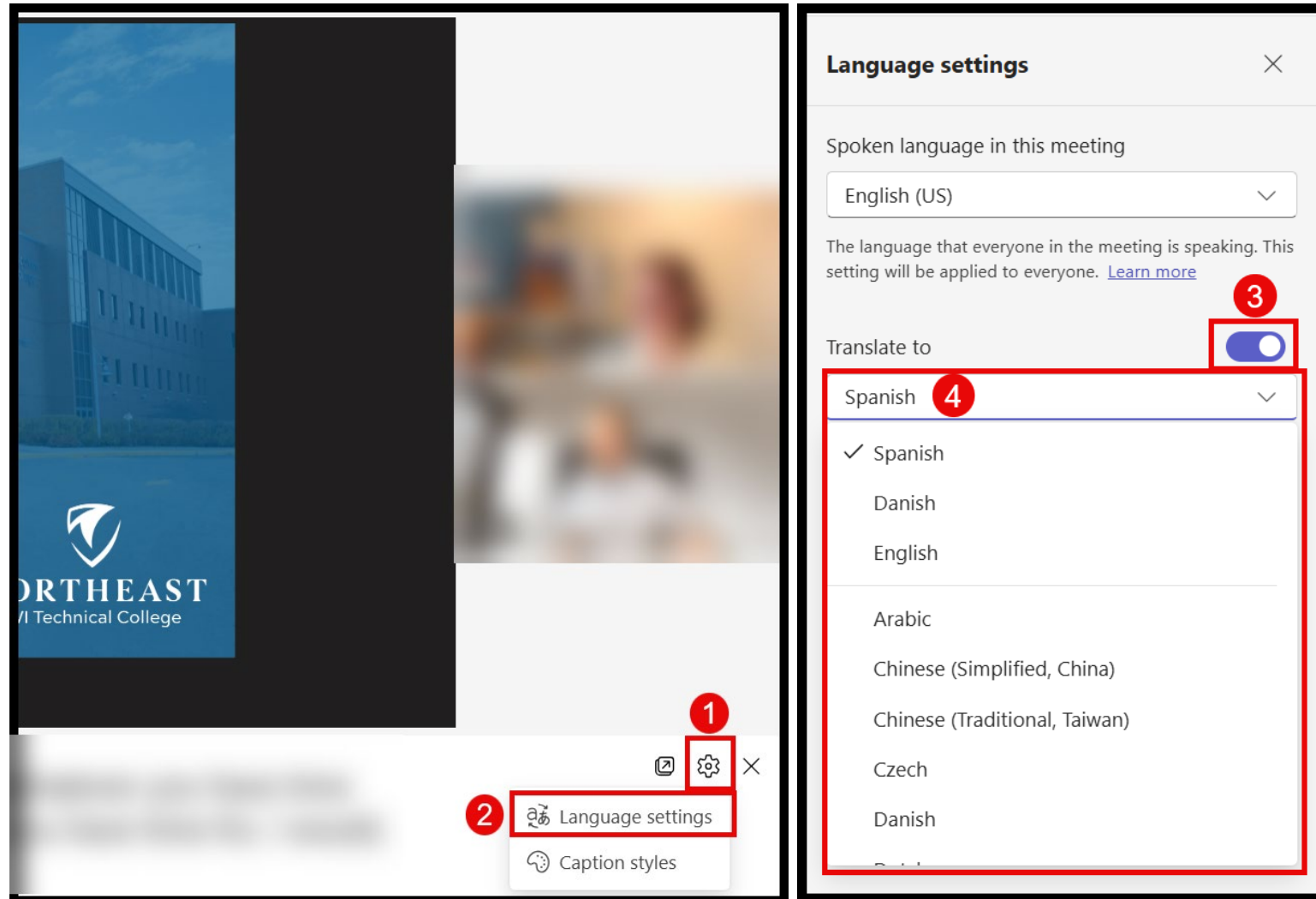
3. Click "Show live captions".



# Translate Live Captions


With Live Captions  
Turned on:

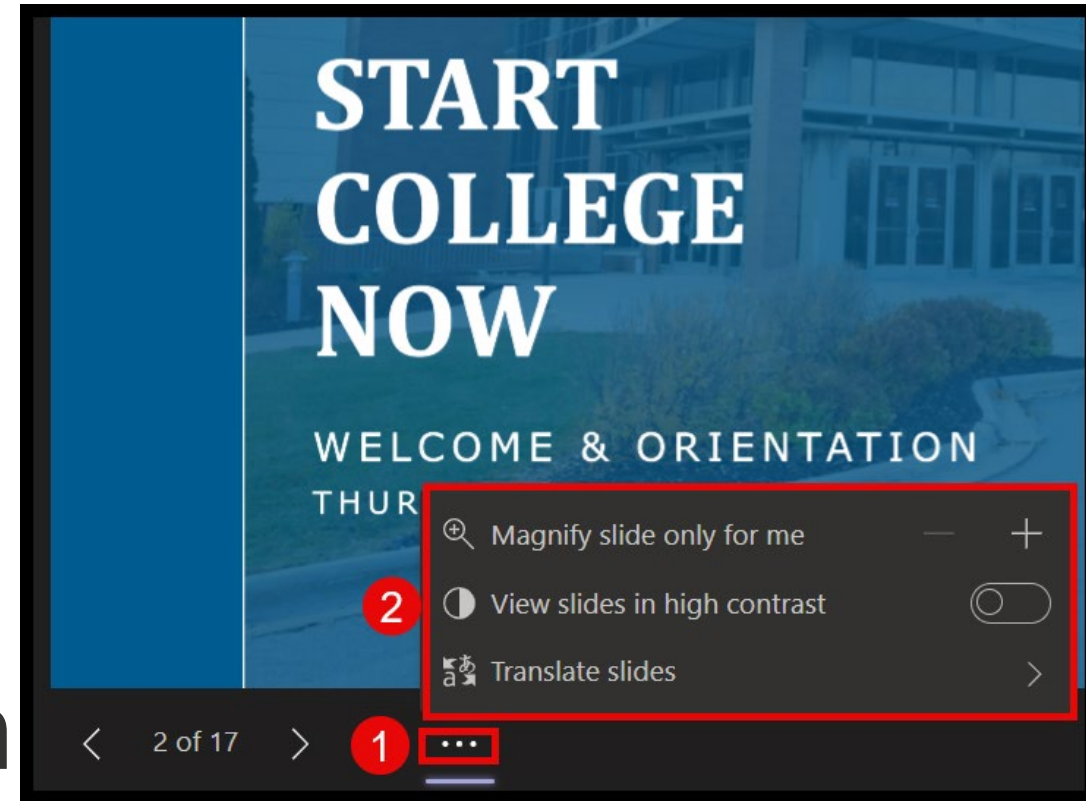
1. Click the settings icon in the live captions tray.
2. Click "Language settings".
3. Toggle the "Translate to" feature on.
4. Select a language.





# Adjust your PowerPoint View

- Use the  icon to:
- Magnify the PowerPoint Slides
  - View the slides in high contrast
  - Translate the content on the slides to a different language.



# THIS SESSION IS BEING RECORDED



- The recording will be available at:  
[nwtc.edu/K12Resources](https://nwtc.edu/K12Resources)
- For support, email:  
[\*\*earlycollege@nwtc.edu\*\*](mailto:earlycollege@nwtc.edu)



**NORTHEAST**  
WI Technical College

# START COLLEGE NOW

*Welcome & Orientation 2025*





# LAND ACKNOWLEDGEMENT

The region served by Northeast Wisconsin Technical College **occupies the ancestral home** of the Menominee Nation, who have **persisted here** in Northeast Wisconsin from **before recorded history** to the present day. The College's Green Bay campus exists **upon lands ceded from the Menominee Tribe to the Oneida Nation.** We acknowledge this land we stand upon today as sacred, historical, and significant to the Menominee and Oneida Nations, as are the **lands of all First Nations People.**



***"occupies"*** demonstrates an acknowledgment of stewardship rather than ownership that is important to Native people



***"persisted"*** acknowledges the struggle and resilience of the Menominee people to continue to exist in the only place they have ever called home as described in "from before recorded history"



***honors the transfer*** of stewardship between tribes, rather than highlighting the removal of tribes



this is a statement meant ***to be inclusive to all of Wisconsin's many tribes*** that at one time called our district home

# WE'RE GLAD YOU'RE HERE

Congratulations on participating in college courses while in high school!

NWTC is honored to be part of your amazing journey.

NWTC





# REMINDERS

WI Statute	Dates	11 & 12 <sup>th</sup> Graders	18 Credits	Registering
<a href="#">WI Statute 38.12(14)</a> governs Start College Now.	<p>Students apply to their high schools by the following dates:</p> <p><u>October 1</u> For spring courses</p> <p><u>March 1</u> For fall courses</p>	Students can apply as early as 10 <sup>th</sup> grade to take courses in 11 <sup>th</sup> grade.	Students in public schools can earn a minimum of 18 college credits at no cost to students or families.	<p>Students will: Register for classes.</p> <p>Get their textbooks.</p> <p>Share their schedule with high school counselors.</p>

# BEING AN NWTC STUDENT

*Start College Now students are  
NWTC students*



# STUDENT RESPONSIBILITIES

## A SUCCESSFUL STUDENT:

- Knows their course schedule.
- Understands [NWTC's calendar](#) is different from their high school calendar.
- Attends class.
- Meets assignment and exam due dates.
- Asks their NWTC instructors and high school counselors for help.
- Checks their NWTC accounts daily: Email, [Canvas](#), [Student Portal](#), [Starfish](#).
- Maintains a GPA of 2.0 or higher.
- Adheres to the [student handbook](#).



# A CLOSER LOOK – PART 1 OF 2

## ACADEMIC TERMS

- Many courses are 8 weeks long.
- Some courses are a full semester.
- Course start- and end-dates will be different from your high school.

## CHANGING COURSES

- As a college student, be aware of the policy for [dropping a course](#).
- Communicate with your high school counselor about any changes to your courses or schedule.

## STARFISH - EARLY ALERT SYSTEM

- Instructors communicate about your course performance with “flags” and “kudos”.
- You may be connected to College resources through “referrals”.
- Check your NWTC email daily for alerts.

# A CLOSER LOOK – PART 2 OF 2

## GRADES

- Do well in courses so you can continue with a strong college GPA.
- If you are not successful in a class, your school district may ask you to pay for the course.

## TUITION

- Start College Now tuition is paid by your K12 school district.
- Any required books and materials are also paid by your K12 school district.

## FAMILY EDUCATIONAL RIGHTS AND PRIVACY ACT (FERPA)

- Protects college student privacy.
- NWTC can only share information directly with students and NOT with family members, unless you submit an [Authorization to Release Confidential Information.](#)
- NWTC may share limited information with K12 school districts.

# STUDENT SERVICES

- [Disability Services](#) – students must reach out and we encourage you to do so!
- [Academic Coaching and Tutoring](#) – ask for support early
- [Library](#) – technology, research, materials
- [Admissions Advisors](#) – available to meet virtually or in-person
- [Online Orientation](#) – find this in your student portal
- [Career Services](#) – explore your interests & what you can do with your courses
- [Student Involvement](#) – participate in events, clubs, study abroad, and more!



# SPECIAL PROGRAMMING

## NURSING ASSISTANT (CNA)

- Students taking Nursing Assistant must also apply to the program.
- You can find key information about how to apply [here](#).
- Students in courses hosted at a high school will be registered by College staff.

## ACADEMIES

- Students participating in Northwoods, Ahnapee, or City Stadium Academies cannot register for courses because they are hidden to the public – NWTC will do that for you.

# YOU ARE ON A PATHWAY

## ENJOY THE JOURNEY!

- NWTC credentials are stackable – you can start your education and keep progressing!
- Our programs are cutting-edge and focused on high-wage careers.
- We have transfer agreements with dozens of 4-year colleges and universities.

# NEXT STEPS

Have questions or need support?

NWTC





# HAVEN'T ENROLLED YET?

## HERE'S HOW TO GET STARTED:

### 1. Create Your NWTC Account

If you don't have a student ID yet, go to [student-portal.nwtc.edu](https://student-portal.nwtc.edu) and select **"Create an NWTC Account."**

### 2. Log In to the Student Portal

Use your NWTC ID to log in at [student-portal.nwtc.edu](https://student-portal.nwtc.edu). You'll need to download the Microsoft Authenticator app on your mobile device to complete the login process. Learn how [here](#).

### 3. Enroll in Your Approved Courses

Follow these step-by-step instructions to enroll in your approved courses → [Enrolling Instructions](#)

*\*Note:* Because you're a high school student, the registration system may not automatically recognize that you've met the prerequisite requirements. If you receive an error saying you're not eligible to enroll, follow these override instructions to request permission to register → [Override Instructions](#)

### 4. Order Your Textbooks

You can order textbooks in person at the NWTC Green Bay Bookstore (mention you're a Start College Now student), or online by following these instructions → [Textbook Ordering Instructions](#)

# IN-PERSON ORIENTATIONS

## AUGUST 4 NWTC MARINETTE

- 5-6:30 pm
- Room SC108/109

## AUGUST 6 NWTC GREEN BAY

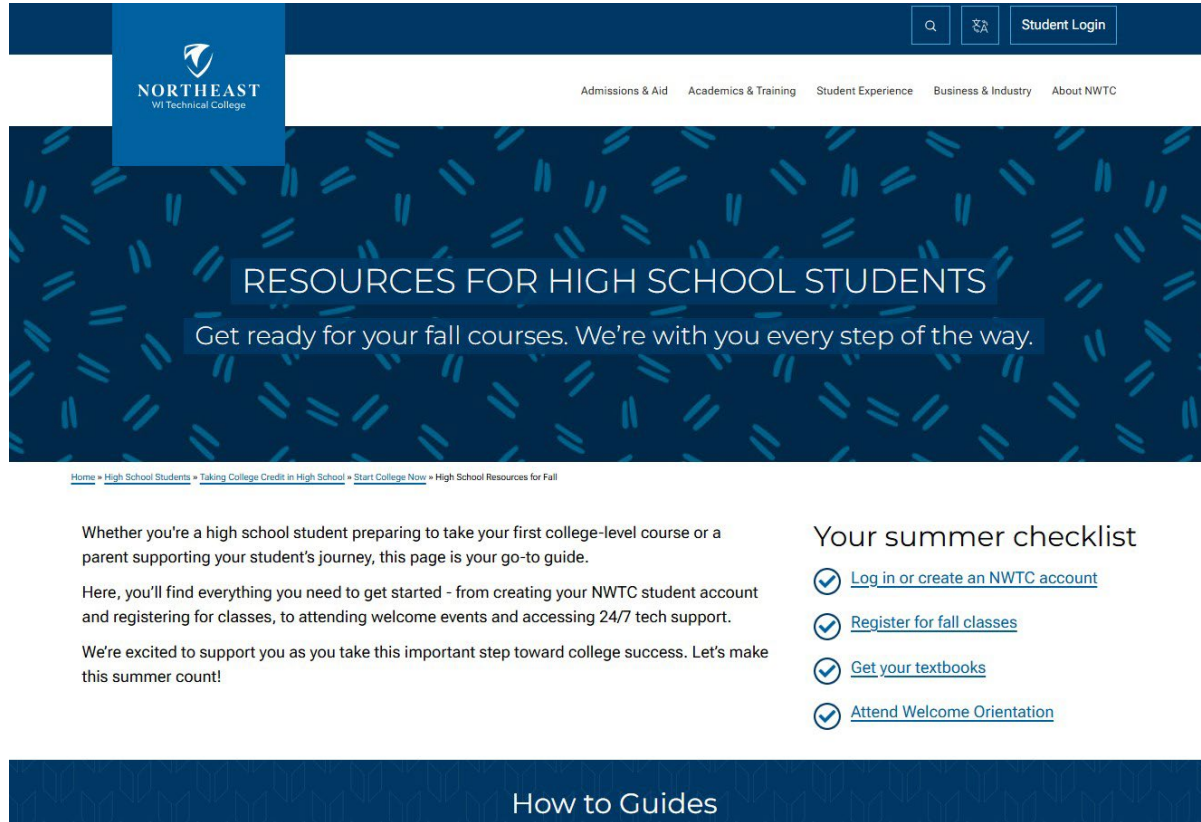
- 5-6:30 pm
- Room SC130  
(Auditorium)

## AUGUST 7 NWTC STURGEON BAY

- 5-6:30 pm
- Room SC110

 **RSVP here:** <https://forms.office.com/r/G1jSwn5dii>

# RESOURCE WEBSITE



The screenshot shows the website for Northeast WI Technical College. The header includes the college logo, a search bar, a language selector, and a 'Student Login' button. A navigation menu lists 'Admissions & Aid', 'Academics & Training', 'Student Experience', 'Business & Industry', and 'About NWTC'. The main banner features the text 'RESOURCES FOR HIGH SCHOOL STUDENTS' and 'Get ready for your fall courses. We're with you every step of the way.' Below the banner is a breadcrumb trail: 'Home > High School Students > Taking College Credit in High School > Start College Now > High School Resources for Fall'. The content area is divided into two columns. The left column contains three paragraphs of text. The right column is titled 'Your summer checklist' and contains four items, each with a checkmark icon and a link. At the bottom, a dark blue bar contains the text 'How to Guides'.

**NORTHEAST**  
WI Technical College

Admissions & Aid   Academics & Training   Student Experience   Business & Industry   About NWTC

## RESOURCES FOR HIGH SCHOOL STUDENTS

Get ready for your fall courses. We're with you every step of the way.

[Home](#) > [High School Students](#) > [Taking College Credit in High School](#) > [Start College Now](#) > High School Resources for Fall

Whether you're a high school student preparing to take your first college-level course or a parent supporting your student's journey, this page is your go-to guide.

Here, you'll find everything you need to get started - from creating your NWTC student account and registering for classes, to attending welcome events and accessing 24/7 tech support.

We're excited to support you as you take this important step toward college success. Let's make this summer count!

### Your summer checklist

- ✓ [Log in or create an NWTC account](#)
- ✓ [Register for fall classes](#)
- ✓ [Get your textbooks](#)
- ✓ [Attend Welcome Orientation](#)

How to Guides

**[NWTC.EDU/K12RESOURCES](https://www.nwtc.edu/k12resources)**

**NWTC**





# THANK YOU

[nwtc.edu/K12Resources](https://nwtc.edu/K12Resources)  
[earlycollege@nwtc.edu](mailto:earlycollege@nwtc.edu)

**SOAR  
HIGHER**