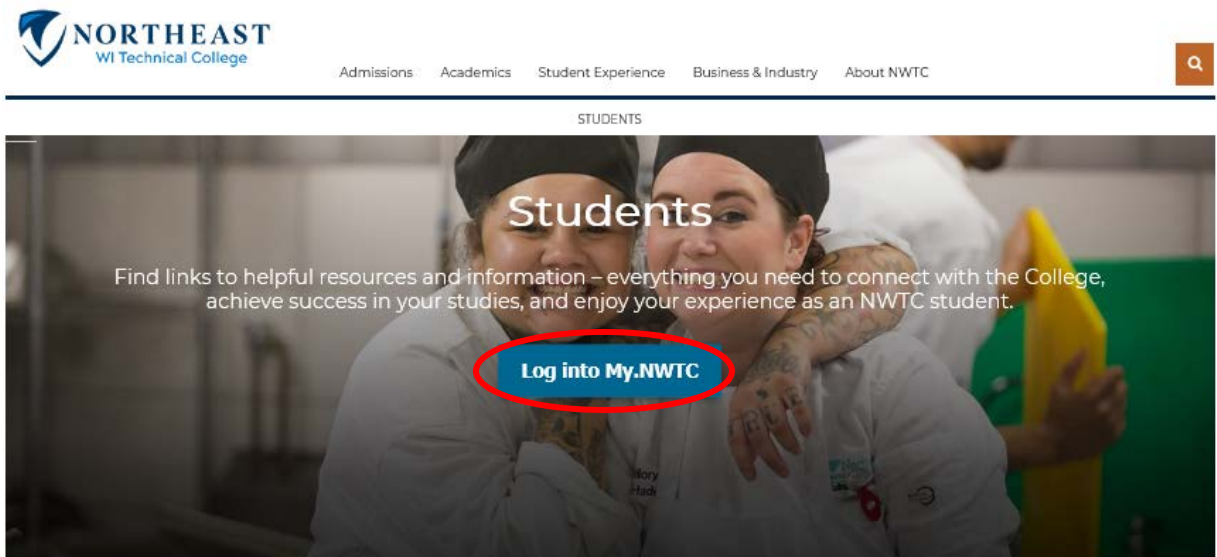
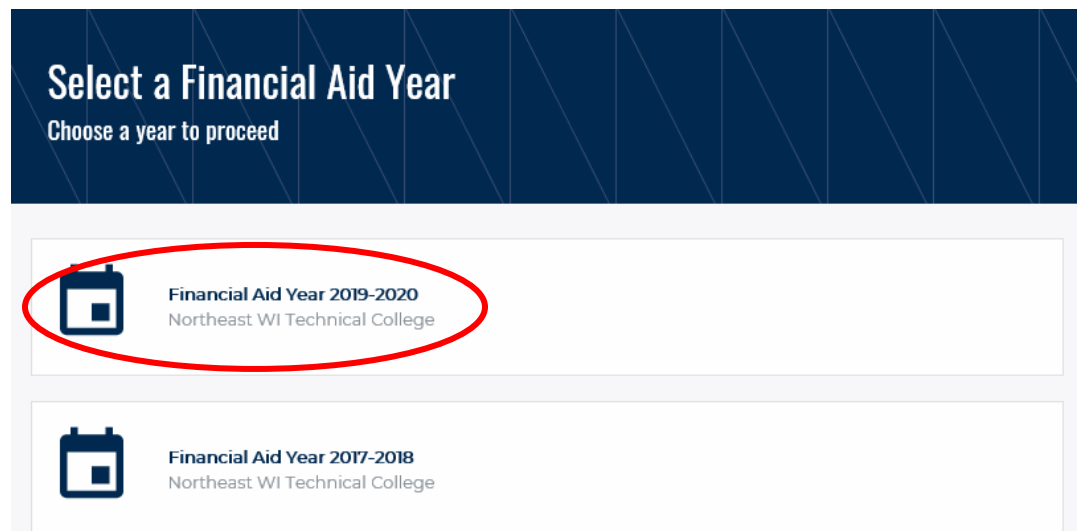
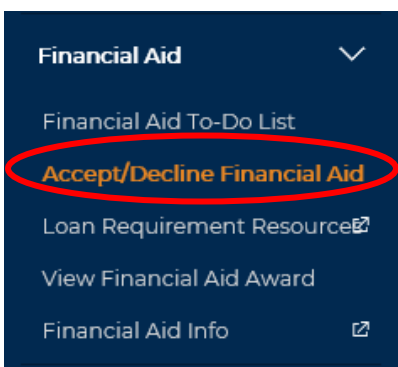

How to Accept, Change, or Decline your Awards

Step 1: Log into your my.NWTC account



Step 2: Under 'Financial Aid,' click on 'Accept/Decline Financial Aid,' and select correct Aid Year



Once you are in your Accept/Decline Screen, you will have a few options:

Financial Aid Year 2019-2020

[ACCEPT ALL](#)[DECLINE ALL](#)[CLEAR ALL](#)[UPDATE TOTALS](#)[ACCOUNT INQUIRY](#)

Your financial aid package has been revised based on updated information. Please review each award and corresponding message. You may Accept and/or Decline any or all of the awards that are currently available. Remember to 'Submit' your changes.

Pell Grant

Grant

Offered: 2,545.00
Accepted: 2,545.00

Post Secondary

Accept
 Decline

[VIEW DETAILS](#)

Wisconsin Grant

Grant

Offered: 654.00
Accepted: 654.00

Post Secondary

Accept
 Decline

[VIEW DETAILS](#)

Fed Direct SubLoan 1

Loan

Offered: 4,500.00

Accepted

Post Secondary

Accept
 Decline

[VIEW DETAILS](#)

External Scholarship(s)

Scholarship

Offered: 1,500.00
Accepted: 1,500.00

Post Secondary

Accept
 Decline

[VIEW DETAILS](#)

Direct Unsub Loan1

Loan

Offered: 6,000.00

Accepted

Post Secondary

Accept
 Decline

[VIEW DETAILS](#)

Federal Work Study

Work/Study

Offered: 0.00
Accepted: 0.00

Post Secondary

Accept
 Decline

Total

Offered: 15,199.00
Accepted: 15,199.00

[RETURN TO AID YEAR SELECTION](#)[SUBMIT](#)

- To accept all of your loans you can select the **ACCEPT ALL** button. (Please note, you will never have to accept a grant or scholarship as these are automatically accepted for you.)
- By clicking the **ACCEPT** checkbox you are able to type in the specific loan amount you wish to accept in the white Accepted box.
 - Please note, the amount you accept will be disbursed over your fall and spring terms. For example, if you accept \$2000 you will receive \$1000 for the fall term and \$1000 for the spring term.
- To decline all of your loans you can simply select the **DECLINE ALL** button.
- To decline one loan you can click the **DECLINE** box next to the loan you wish to decline.
- Once you have completed one of the above options, please remember to click **SUBMIT** to submit these adjustments.
- If at any point you make a mistake declining a loan or amount, please email the Financial Aid Office at finaid@nwtc.edu so that we can reinstate your loans (always include your student ID number).