



NWTC PATHWAYS TO COLLEGE

2019-2020 A YEAR IN REVIEW

nwtc.edu/DualCredit

Dear K-12 Partners,

Our reflection on the 2019-20 academic year stirs many thoughts and memories, but a key word that might capture PK14 education is “disruption.” Educational delivery, accountability requirements, instructional time, college readiness, meal/food security, mental health and basic needs were significantly disrupted as the result of the COVID 19 pandemic. This disruption certainly transcended beyond our educational institutions and into our students’ homes, their workplace and our communities. At first glance, we may label this disruption as a negative force that resulted in non-strategic reactionary responses. Yet, others may consider some of the “silver linings” that have emerged through the crisis. Disruption often leads to lasting innovation and such is the case as new and flexible approaches to delivering stronger educational programming and increased student engagement were adopted. When, as some of the most successful business professionals recommend, we view the disruption of the pandemic as a growth strategy we can reimagine the response to this pandemic in a positive light.

As we refocus our thoughts toward opportunity and innovation, a key component that comes into play is that of collaboration. Northeast Wisconsin Technical College (NWTC) has continued to collaborate with our K-12 partners through the success and challenges of the 2019-20 academic year. This collaboration has led to over 10,000 enrollments in dual credit coursework and 25,000 college credits earned within the NWTC District. We proudly serve our K12 students through high school events and tours, support from embedded Career Coaches, career pathways developments and a variety of dual credit coursework available to all districts. NWTC continues to seek out grants to bring relevant and innovative opportunities to your students. We commit to providing your teachers training and curriculum support to maintain and grow their skills and knowledge. We work together to provide the best opportunities to your students which correlate to the needs of your labor market.

We commit to continuing this collaboration with our K-12 partners as we respond innovatively to the disruption that surrounds us. We invite you to review the 2019-20 Pathways to College Annual Report, which highlights our current collaborations. Thank you for your steadfast dedication in preparing students for a bright future.

Sincerely,

Dr. H. Jeffrey Rafn, Ph.D.
President

Brooke Holbrook
Manager, K-12 Relations

TABLE OF CONTENTS

K-12 Professional Learning Activities.....	3
2019-2020 Advanced Standing & Transcribed Credit Agreements.....	4-5
2020-2021 Transcribed Credit Course Menu.....	6
2019-2020 Transcribed Credit Teacher Recognition.....	7
2020-2021 NWTC Career Pathway Certificates.....	8
2019-2020 Youth Apprenticeship.....	9
2019-2020 Start College Now.....	10-11
2019-2020 Dual Credit Per Student Per High School.....	12
2019-2020 Dual Credit Students Enrolled after High School Graduation.....	13
2019 High School Graduates Enrolling at WTCS.....	14
2019 High School Graduate Enrollment by County.....	15
K-12 Student Outreach Activities.....	16
Middle School Services.....	17
Disabilities Services.....	18
2018-2019 Graduate Follow-Up Report.....	19-22
Career Coach Team.....	23
Contacts and Questions.....	24



K-12 PROFESSIONAL

Learning Activities

NWTC is pleased to work with our K-12 partners to create robust opportunities through the support of the Career Prep program. With Career Prep options, we can work together to prepare Career and Technical Education (CTE) students for a seamless transition from secondary to post-secondary education. Articulation agreements, secondary professional training opportunities, curriculum sharing meetings, career exploration events and relevant involvement of our business and industry professionals create unique pathways for CTE students to develop college and career readiness. Some of the events focused on this initiative are listed below.

FACULTY MENTORS/TEACHING AND LEARNING CENTER (TLC)

High school teachers that partner with NWTC to teach transcribed credit coursework can connect with NWTC faculty mentors. These mentors will meet with high school teachers at the Spring Summit event and be available to answer questions and concerns that might develop when delivering NWTC coursework. The NWTC faculty mentors are available to provide the needed support to ensure coursework rigor and duplication is maintained.

The purpose of the Teaching and Learning Center (TLC) is to ensure student success by improving instruction, services, student centered instructional practices through education, application, and coaching. The TLC is a consultative body, inspiring continuous professional development leading to improvement in curriculum design, delivery, technology application, and assessment practices. The TLC promotes a culture of lifelong learning and commitment to effectiveness in teaching and learning and is guided by the college principles of diversity, accessibility, and academic integrity. The TLC is a resource to our K-12 partners as they look to increase student engagement, enhance technology, explore assessment strategies and more. . .

NORTHEAST WISCONSIN TECHNICAL COLLEGE CAREER PREP COUNCIL MEETINGS

The NWTC Career Prep Council meets three times annually with the purpose of preparing CTE students in our 32-district consortium for college and career readiness, through collaborative relationships to build bridges from secondary to post-secondary education. A representative from each of the 32 high school

districts within NWTC are invited to participate to assist in the development of events, trainings and programs that align with the Career Prep Grant outcomes.

PK-14 COMMITTEE

The president of NWTC facilitates this committee which is comprised of participation from school districts, CESAs and business and industry representatives. The focus of this group is to achieve seamless education which develops students for life and work, while maximizing the use of program, financial, staff and facility resources. This focus is accomplished through mutual planning involving NWTC, K-12 Districts, and other business and educational partners.

PROFESSIONAL LEARNING DAY

A Professional Learning Day is hosted for secondary professionals. The agenda for the day includes labor market trends, business/industry panels, NWTC updates and tours, exposure to college admission, and recommendations on how to enhance student preparedness for post-secondary instruction.

TRAIN THE TRAINER EVENTS

Training sessions exist for our secondary instructors to spend extended time periods in NWTC labs, working side by side with our faculty instructors. These opportunities often afford the opportunity for secondary staff to become refreshed in occupational program areas, enabling them to teach transcribed coursework at their high school.

SPRING SUMMIT

An advantage of offering transcribed credit coursework at your high school is the up-to-date curriculum that is offered through your relationship with NWTC. NWTC connects with Program Advisory Boards, which include business/industry professionals who make recommendations on the necessary modifications required for NWTC course offerings to remain cutting edge. Because of the continuous improvements made to curriculum, NWTC requires an annual renewal of transcribed credit agreements. We strongly encourage the mandatory participation of our transcribed credit instructors at the Spring Summit. The Spring Summit will provide secondary instructors an opportunity to learn more details about transcribed credit, surrounding policies, and allows a venue for curriculum sharing.

Two ways that high school students can earn post-secondary credit are through advanced standing and transcribed credit course agreements with NWTC and their high school.

Advanced standing courses are taught by high school teachers using high school curriculum determined to be a close match to an NWTC course. A student must earn a "B" or better in the course to receive advanced standing. Advanced standing courses may allow a student the opportunity to skip an introductory level course in their post-secondary program and advance to the next level. Advanced standing agreements are transferrable to all schools within the Wisconsin Technical College System.

HIGH SCHOOL	TRANSCRIPTED CREDIT AGREEMENTS	ADVANCED STANDING AGREEMENTS
ALGOMA	18	1
ASHWAUBENON	15	0
BAY PORT	4	3
BONDUEL	22	1
COLEMAN	18	0
CRIVITZ	5	1
DELTA SCHOOLCRAFT	2	0
DENMARK	11	0
EAST DE PERE	15	4
FLORENCE	6	0
GB EAST	24	3
GB PREBLE	26	3
GB SOUTHWEST	33	3
GB WEST	23	4
GILLETT	13	0
KEWAUNEE	19	2
LENA	8	0
LUXEMBURG/CASCO	7	2
MARINETTE	24	1
MENOMINEE	8	0
NIAGARA	7	0
OCONTO	10	2
OCONTO FALLS	6	3
PEMBINE	4	0
PESHTIGO	12	0
PULASKI	19	7
SEVASTOPOL	3	0
SHAWANO	10	0
SOUTHERN DOOR	18	0
STURGEON BAY	9	0
SURING	4	0
WAUSAUKEE	15	0
WEST DE PERE	9	5
WRIGHTSTOWN	11	8
GRAND TOTAL	427	53

*** This data shows unduplicated course agreements per high school.

TRANSCRIPTED CREDIT AGREEMENTS

Transcribed credit courses are taught by high school teachers approved by NWTc. NWTc curriculum and assessment methods are used. Student grades are posted to an official NWTc transcript. Students must earn a "C" grade for the course in order to receive NWTc credit, as reflected on their NWTc transcript. Transcribed credit agreements are transferable to other Wisconsin technical colleges and may transfer to four-year universities.

TRANSCRIPTED CREDIT COMPLETION TOTALS

HIGH SCHOOL	DUPLICATED ENROLLMENT COUNT	NUMBER OF CREDITS	VALUE OF CREDITS ()
ALGOMA	331	762	\$116,091
ASHWAUBENON	165	410	\$62,464
BAY PORT	168	465	\$70,843
BONDUEL	393	617	\$94,000
CLINTONVILLE	4	4	\$609
COLEMAN	249	684	\$104,207
CRIVITZ	39	116	\$17,673
DARLINGTON	1	4	\$609
DE PERE	401	1,101	\$167,737
DENMARK	390	679	\$103,446
FLORENCE	52	84	\$12,797
GED	5	15	\$2,285
GILLETT	149	441	\$67,186
GREEN BAY EAST	556	1,486	\$226,392
GREEN BAY PREBLE	1290	3,470	\$528,655
GREEN BAY SOUTHWEST	728	1,784	\$271,792
GREEN BAY WEST	463	1,240	\$188,914
JOHN DEWEY ACADEMY OF LEARNING	4	10	\$1,524
KEWAUNEE	141	312	\$47,533
LENA	20	20	\$3,047
LUXEMBURG CASCO	145	439	\$66,882
MARINETTE	351	676	\$102,989
MENOMINEE	60	60	\$9,141
NIAGARA	28	28	\$4,266
NOTRE DAME DE LA BAIE ACADEMY	2	7	\$1,066
OCONTO FALLS	85	204	\$31,079
OCONTO	75	211	\$32,146
OUT OF STATE HIGH SCHOOL	35	74	\$11,274
PEMBINE	24	24	\$3,656
PESHTIGO	172	390	\$59,417
PROVIDENCE ACADEMY	8	20	\$3,047
PULASKI	509	1,485	\$226,240
SEVASTOPOL	21	63	\$9,598
SHAWANO	207	368	\$56,065
SOUTHERN DOOR	319	658	\$100,246
STEPHENSON	6	6	\$914
STURGEON BAY	190	576	\$87,754
SURING	39	107	\$16,301
WAUSAUKEE	195	548	\$83,488
WEST DE PERE	148	290	\$44,182
WRIGHTSTOWN	137	194	\$29,556
TOTAL	8,305	20,132	\$3,067,110

****This data shows student enrollments

Course Menu

AGRICULTURE, FOOD AND NATURAL RESOURCES

Agribusiness Economics
 Aquaculture
 Energy-Intro Renew & Sustain
 Horticulture - Intro
 Horticulture Soils
 Intro to Dairy Science
 Landscape Installation Intro
 Organic Livestock Practices
 Plant - Woody Ornamental
 Principles for Sustainability

ARCHITECTURE AND CONSTRUCTION

2D Essentials
 Building Codes - Carpentry
 CAD
 CAD Intro
 Floor Framing Systems
 Intro to Carpentry
 Revit 1
 Solidworks Fundamentals,
 Assemblies & Drawings

ARTS, AUDIOVISUAL TECHNOLOGY

AND COMMUNICATION
 Digital Illustration/Illustrator
 Fundamentals
 Photography - Digital
 Photoshop Fundamentals

BUSINESS, MANAGEMENT AND ADMINISTRATION

Business - Principles
 Business Law
 Micro: Access-Intro
 Micro: Excel-Intro
 Micro: Excel-Part 2
 Micro: PowerPoint-Intro
 Micro: Word-Intro
 Outlook

EDUCATING AND TRAINING

ECE: Child Development
 ECE: Foundations of Early Childhood
 ECE: Health Safety & Nutrition
 ECE: Infant & Toddler Development
 ECE: Social Studies, Art & Music
 EDU: Child and Adolescent
 Development
 EDU: Intro to Educational Practices
 EDU: Technology and Media Resources

FINANCE

Accounting for Non-Accountants
 Accounting I
 Accounting-Quickbooks

HEALTH SCIENCES

Culture of Healthcare
 Digital Literacy for Healthcare
 Medical Terminology

HOSPITALITY & TOURISM

Event Marketing
 Nutrition
 Principles of Sanitation

INFORMATION TECHNOLOGY

IT: Network: Network Essentials
 IT:Network:Cisco 1
 IT:Support: Hardware-Intro
 IT:Support: Software-Intro
 IT:Web: Database Development
 Website Coding

LAW, PUBLIC SAFETY AND SECURITY

Courts/Jurisdiction
 Ethics-Criminal Justice

LIBERAL ARTS AND SOCIAL SCIENCES

Abnormal Psychology
 Communicating Effectively
 Communicating-Writing
 Developmental Psychology
 English Composition 1

Intro to American Government
 Intro to Diversity Studies
 Intro to Psychology
 Intro to Sociology
 Oral/Interpersonal Communications

MANUFACTURING

Automation 1 - Control Logic
 Automation 2: Motor Control
 CNC Milling and G-Code
 DC1: Introduction
 Fluids 1: Basic Pneumatics
 Flux Cored Arc Welding 1
 Gas Metal Arc Welding 1
 Gas Tungsten Arc Welding 1
 Machine Wiring & Safety
 Robotics - Introduction to
 Shielded Metal Arc Welding 1

MARKETING, SALES AND SERVICE

Marketing Principles
 Personal Brand - Development

SCIENCE, TECHNOLOGY ENGINEERING AND MATH

Basic Anatomy
 College Tech Math 1A
 College Tech Math 1B
 General Anatomy & Physiology
 General Chemistry
 General Physics 1
 Interm Algebra with Applications
 Intro to Environmental Science
 Math & Logic
 Math 1 - Trades
 Math 2 - Trades
 Mathematical Reasoning
 Trigonometry with Apps

TRANSPORTATION, DISTRIBUTION AND LOGISTICS

Auto Service Operations
 Diesel Lab Operations
 Intro to Electrical Systems
 Transportation Service Operations
 Transportation Welding 1

TEACHER RECOGNITION

ALGOMA

Jamie Allen*
Eric Nelson*
Erin Ballone*
Steven Schmilg*
Jeffrey Buczek*
Christopher Robinson
Alex VanLanen

ASHWAUBENON

Valerie Hodgson*
Dean Stadel*
David Stroud
Jeremie Meyer
Erica Bzecker
Tom Barnhart

BAY PORT

Michael Simoens*
Aaron Rettler*
Stephanie Lindow

BONDUEL

Benjamin Warning*
Travis Schindel*
Bradley Peterson*
Whitney Ness*
Philip Scheviak
Dan Verbruggen
Roger Bloomer
Julie Peters
Duane Copp

COLEMAN

Kristin Lahners*
Sarah Thomas*
Andrew Kaufman*
Karleena Gilbertson*
Cindi Wautier*
Heidi Delzer*
Carol Ehlinger
Derek Tate
Becky Chaltry
Erica Vallier
Jeremy Brady

CRIVITZ

Jill Brown*
Daren Sommerfeldt*
Jeffrey Dorschner*
Traci Plucker

**DELTA
SCHOOLCRAFT ISD**

Kathy Ryno
Josh Blumensaadt

DENMARK

Aaron Casper*
Andrew Fitzpatrick
Terry Wetzel
Marisa Leurquin
Jason Kozicki
Sarah Fredrikson
Todd Hansen

EAST DE PERE

Valli Sickler*
Marybeth Geissler*
Kerri Herrild*
Carrie Knutson
Adam Wolf
Rebecca Yahnke
Jacqueline Mirkes
Joseph Turner
Robin Ryba

FLORENCE

James Uren*
Kay McClain*

GREEN BAY EAST

Kristine Pulka-Schuh*
Brianna Kehoe*
Bailey Vandenlangenberg
Angela Sutter
Samantha Boehm
Alisha Enderby
Toni Baeb
Andrew Venstrom
Susan Carlson
Heidi Kieffer
Davi Ann Mueller
Scott Christy
Kevin Butters
John Reiman
Danielle Mccarthy

GB WEST

Gregory Maloney*
Andrew Belongia*
Joseph Zehren*
Roseann Smith*
Brian Frerk
Bobbie Sarenich
Michelle Maresh
Anders Saulic
Pamela Sylvester
Jeffery Gumz
Wesley Falk
Angela Halada
Eleanor Hinz-Radue
David Seas

GILLETT

Stephanie Spang*
Jason Parker*
Rachel Miklaszewicz
Donald Kahler
Douglas Quaak
Danyell Franti

**GREEN BAY
SOUTHWEST**

Josh Moreau*
Thomas Sebranek*
Patrick Vanlieshout*
Michelle Volk*
Jon Taft*
Scott Liddicoat*
Jason Neukirchen
Kirsten Spelman Chervenka
Mary Wood
Rachel Johnson
Chris Krueger
Andrew Crane
Trudy Lorberblatt
Laura Staloch
Tina Dumoulin
Virginia Van Laanen

KEWAUNEE

Jeffrey Lee*
Julie Derenne*
Jacqueline Pionek*
Randall Charles
Kirk Schuchardt
Jennifer Tuesburg
Mitchell Hahn

LENA

Jeffrey Heimke*
Douglas Jahnke

LUXEMBURG/CASCO

Tracy Bins*
Alicia Schanhofer*
Jacob Helgeson
Carl Hanson
Tracy Remschneider

MARINETTE

Eric Cooley*
Maxwell Finger*
Tamara Smith*
Matthew Marotz*
Margarita Nygren*
Ruth Maguire*
Adam Trebel
Michelle Rowell
Kathryn Henry

MENOMINEE

David Dugre
Dale McCulley
Douglas Mullins
Karen Owens

NIAGARA

Lance Ellis

OCONTO FALLS

Tracy Tate*
Melissa Plank
Constance Rauterkus
John Bursa

OCONTO

Darren Holmgren*
Shawn Porath
Heather LaFleur
Heather Rennie
Alana Eder

PEMBINE

Will Niven
Kristen LaValley
Caitlin Dallapiazza

PESHIGO

Michel Paquette*
Robin Gilligan*
Dawn Waara
Donna Kalafut
Luka Zischka

PREBLE

Todd Anderson*
Mark McAllister*
Daniel Bonetti*
Ruth Wilson*
Raymond Johnson*
Darryl Buck
Elizabeth Blaney
Adrienne Wanta
Kristin Kreuser
Karen Guerdnt
Anthony Hinkel
Weston Berndt
Christopher Hansel
Jason Baudhuin
Matt Fellingner
Sadie Mancheski
Patricia Sorensen
Brad Boockmeier
Farah Vogt
Michael Schuh
Kathleen Ross
Erin Cotter
Betty Krcma
Adam Wiskerchen

PULASKI

Daniel Anderson*
Benjamin Otto*
Mallory Lichon*
Daniel Emmerich
Cedric Pettis
Kaleb Santy
Brianna Baranczyk
Taylor Walters
Max DeHut
Joel Jarock
Terry Manning
Shelby Fehrenbach
John Pitzen

SEVASTOPEL

Mindi Vanderhoof
Kyle Schleis
Daniel Sanborn

SHAWANO

Jason Eggert*
Angela Kowalewski*
Gregory Brown
Robert Croschere

SOUTHERN DOOR

Maree Baumann*
Stephanie Weinfurter*
David LeBrun*
Elizabeth Huntley
Jamie Lynn Teska

STURGEON BAY

Michelle Gibson*
Clifford Wind*
Natalie Townsend*
Robert Schartner
John Jandrin

SURING

Stacy Stocki*
James Keeffe*

WAUSAUKEE

Jennifer Klimek*
Matthew Parkansky*
Susan Stoltenberg*
Jonathan Betts*
Tracy Jaworski*
Tamara Benzow

WEST DE PERE

Christopher Gliniski*
Dean Zimmerman*
Kari Besel*
Brad Karban
Instructor Not Assigned
Melanie Clarke

WRIGHTSTOWN

Scott Hanneman*
Sean Hanaway*
Travis Mueller
Jodi Schaaf

*Teachers with five
or more consecutive
years of service.

NWTC CAREER PATHWAY

Certificates

The Career and Technical Education (CTE) Incentive Grant program was established on December 11, 2013, by **Wisconsin Act 59. Grants** from this program incentivize school districts to offer high-quality career and technical education programs that mitigate workforce shortages in key industries and occupations.

Wisconsin Technical College system adds to the identified business and industry certifications by offering Career Pathway Certificates, which also qualify for CTE Incentive Grant funding. Career Pathways are defined as a series of connected education and training strategies and support services that enable individuals to secure industry relevant certification and obtain employment within an occupational area and to advance to higher levels of future education and employment in that area.

The NWTC Career Pathway Certificates that high school students historically enroll in are listed below:

LANDSCAPE INSTALLATION PATHWAY CERTIFICATE

Intro to Horticulture*	3
Plant-Woody Ornamental*	3
Landscape Installation Intro*	3
Total Credits	9

BUSINESS SOFTWARE ESSENTIALS PATHWAY CERTIFICATE

Micro: Word – Intro*	1
Micro: Excel – Intro*	1
Outlook*	1
Micro: PowerPoint – Intro*	1
Micro: Access – Intro*	1
Total Credits	5

EARLY CHILDHOOD LICENSING BASIC AGES 0-2 PATHWAY CERTIFICATE

ECE: Hlth Safety & Nutrition*	3
ECE: Infant & Toddler Dev*	3
ECE: Soc Studies, Art & Music*	3
Total Credits	9

EARLY CHILDHOOD LICENSING BASIC AGES 3-5 PATHWAY CERTIFICATE

ECE: Hlth Safety & Nutrition*	3
ECE: Soc Studies, Art & Music*	3
ECE: Child Development*	3
Total Credits	9

CNC HELPER PATHWAY CERTIFICATE

CNC Milling and G-Code*	2
G-Code and CAM	2
Total Credits	4

ENGINEERING HELPER PATHWAY CERTIFICATE

Automation 1- Control Logic*	1
Automation 2 - Motor Control*	1
DC 1: Introduction*	1
Fluids 1: Basic Pneumatics*	1
Total Credits	4

EMERGENCY DISPATCH PATHWAY CERTIFICATE

Fund of Emergency Dispatch	3
CJ-Professional Communications	3
Total Credits	6

HEALTHCARE CUSTOMER SERVICE REPRESENTATIVE PATHWAY CERTIFICATE

Medical Terminology*	3
Culture of Healthcare*	2
Digital Literacy Healthcare*	2
Total Credits	7

INTRO TO PARAEDUCATOR CAREERS PATHWAY CERTIFICATE

EDU: Intro to Educ Practices*	3
EDU: Overview of Spec Ed	3
EDU: Guide & Manage Behavior	3
EDU: Child & Adolescent Development*	3
Total Credits	12

INTRO TO EDUCATION PATHWAY CERTIFICATE

EDU: Intro to Educ Practices*	3
EDU: Child & Adolescent Development*	3
EDU: Tech/Media Resources*	3
Total Credits	9

*Classes that are offered as transcribed credits

Other courses can be taken as Start College Now or Youth Apprenticeship (Distance Learning, online, blended or in person) For a full list of approved certifications, please visit this website: <https://dwd.wisconsin.gov/det/cteincentive/>

2019-2020

YOUTH APPRENTICESHIP

Youth Apprenticeship program is a part of a statewide School-to-Work initiative managed through the Department of Workforce Development. This one or two year elective program designed for juniors and seniors, combines academic and technical instruction with mentored on-the-job learning. The Youth Apprenticeship Program is managed by different consortiums and its availability differs by school district. Instructional coursework affiliated with this program can take place through secondary coursework, transcribed credit coursework or coursework offered directly at the Technical College. The Youth Apprenticeship students enrollments at NWTC are captured below.

COURSE ENROLLMENTS AT NWTC

HIGH SCHOOL	UNDUPLICATED STUDENT COUNT	DUPLICATED ENROLLMENT COUNT	TOTAL CREDITS	VALUE OF CREDITS (\$)
BAY PORT	1	1	3	\$457.05
BONDUEL	4	8	17	\$2,589.95
DE PERE	14	14	25	\$3,808.75
DENMARK	8	15	32	\$4,875.20
GREEN BAY PREBLE	1	3	11	\$1,675.85
GREEN BAY SOUTHWEST	2	2	4	\$609.40
OCONTO	1	1	1	\$152.35
PULASKI	13	37	67	\$10,207.45
SEYMOUR	5	16	25	\$3,808.75
SHAWANO COMMUNITY	3	3	9	\$1,371.15
WEST DE PERE	4	7	9	\$1,371.15
WRIGHTSTOWN	3	3	9	\$1,371.15
SHAWANO COMMUNITY	2	2	6	\$894.60
SOUTHERN DOOR	1	2	4	\$596.40
WEST DE PERE	7	7	7	\$1,043.70
WOLF RIVER LUTHERAN	1	2	3	\$447.30
TOTAL	59	110	212	\$32,298.20



START COLLEGE NOW

START COLLEGE NOW

Start College Now provides greater learning opportunities for qualified high school juniors and seniors. For students considering a technical career and wanting to begin college early, Start College Now should be considered. Start College Now allows students to take NWTC classes. Start College Now coursework is approved by the high school board. The student will receive both high school and post-secondary credit for successfully completed classes. High school counselors can help determine how Start College Now classes will fit into the high school schedule. Start College Now requests must be submitted to NWTC by May 15 for the fall semester or November 15 for the spring semester.

DISTANCE LEARNING/ WEB CONFERENCE

Distance Learning via web conference (Blue Jeans) brings NWTC classes to many area high schools. Through the use of technology, schools have the capability to receive NWTC credit classes, as well as share and receive coursework with other high schools. By taking advantage of the programming choices offered over web conferencing, schools can enhance their curriculum by providing courses not normally available at their school.

START COLLEGE NOW 2019-2020 | INCLUDES DISTANCE LEARNING

HIGH SCHOOL	UNDUPLICATED STUDENT COUNT	DUPLICATED ENROLLMENT COUNT	TOTAL CREDITS	TOTAL VALUE TO STUDENTS
ALGOMA	5	9	27	\$4,113
APPLETON NORTH SR	1	2	6	\$914
ASHWAUBENON	23	26	75	\$11,426
BAY PORT	13	23	68	\$10,360
BONDUEL	18	28	69	\$10,512
BRIDGES VIRTUAL ACADEMY	1	1	5	\$762
CEDAR GROVE	1	1	3	\$457
CHILTON	6	6	18	\$2,742
CLEAR LAKE	8	15	37	\$5,637
COLEMAN	54	114	279	\$42,506
CRIVITZ	10	51	84	\$12,797
CUBA CITY	1	1	3	\$457
DE PERE	15	48	139	\$21,177
DENMARK	7	14	35	\$5,332
DODGEVILLE	9	14	43	\$6,551
EACHIEVE ACADEMY	3	5	14	\$2,133
ELKHART LAKE	11	14	42	\$6,399
FLAMBEAU	2	3	9	\$1,371
FLORENCE	9	40	91	\$13,864
FREEDOM	3	10	23	\$3,504
GIBRALTAR	7	13	31	\$4,723
GILLETT	2	2	6	\$914
GOODMAN ARMSTRONG	9	37	75	\$11,426
GREEN BAY EAST	29	136	247	\$37,630
GREEN BAY PREBLE	61	130	269	\$40,982
GREEN BAY SOUTHWEST	26	34	93	\$14,169
GREEN BAY WEST	36	64	165	\$25,138
GRESHAM COMMUNITY	4	4	13	\$1,981
HILBERT	3	5	15	\$2,285
HORTONVILLE	40	49	147	\$22,395
HOWARDS GROVE	1	1	3	\$457
HURLEY: MURPHY	1	1	2	\$305
JOHN DEWEY ACADEMY OF LEARNING	1	5	9	\$1,371
KAUKAUNA	2	3	9	\$1,371
KEWAUNEE	16	24	59	\$8,989
LENA	5	5	7	\$1,066
LINCOLN SR	1	4	14	\$2,133
LUCK	3	3	9	\$1,371
LUXEMBURG CASCO	28	55	165	\$25,138
MARINETTE	20	36	94	\$14,321

139 more district high school students were served in 2019-2020 than in the previous year. Students earned 1,011 more credits in 2019-2020 than in previous year. Students saved \$166,008 more in 2019-2020 compared to the previous year.

START COLLEGE NOW 2019-2020 | INCLUDES DISTANCE LEARNING

HIGH SCHOOL	UNDUPLICATED STUDENT COUNT	DUPLICATED ENROLLMENT COUNT	TOTAL CREDITS	TOTAL VALUE TO STUDENTS
MARION	2	2	6	\$914
MENOMINEE INDIAN	10	64	192	\$29,251
MISHICOT	2	3	8	\$1,219
NIAGARA	9	51	119	\$18,130
OCONTO FALLS	1	1	3	\$457
OCONTO	23	45	116	\$17,673
PEMBINE	8	32	89	\$13,559
PESHTIGO	4	13	30	\$4,571
PHANTOM KNIGHT SCHOOL OF OPPORTUNITY	1	3	10	\$1,524
PIONEER WESTFIELD	2	2	6	\$914
PRAIRIE FARM	3	3	9	\$1,371
PULASKI	58	91	252	\$38,392
REEDSVILLE	2	3	9	\$1,371
RIVER RIDGE	4	7	21	\$3,199
RIVERDALE	2	2	6	\$914
SEVASTOPOL	22	38	114	\$17,368
SEYMOUR	4	7	19	\$2,895
SHAWANO COMMUNITY	5	7	16	\$2,438
SHEBOYGAN FALLS	1	2	6	\$914
SHELL LAKE	3	4	12	\$1,828
SHIOCTON	18	24	71	\$10,817
SIREN	1	1	3	\$457
SOUTHERN DOOR	13	33	90	\$13,712
SOUTHWESTERN WI	3	4	12	\$1,828
STOCKBRIDGE	3	3	9	\$1,371
STURGEON BAY SENIOR	24	59	138	\$21,024
SURING	6	6	18	\$2,742
TWO RIVERS	1	2	6	\$914
WASHINGTON ISLAND	8	13	39	\$5,942
WAUSAUKEE	38	329	485	\$73,890
WAUTOMA	24	24	72	\$10,969
WEST DE PERE	1	3	7	\$1,066
WEYAUWEGA-FREMONT	30	47	141	\$21,481
WISCONSIN CONNECTIONS ACADEMY	2	2	2	\$305
WISCONSIN VIRTUAL ACADEMY:MCFA	2	4	12	\$1,828
WRIGHTSTOWN	15	15	45	\$6,856
TOTAL	851	1,986	4,698	\$715,740

2019-2020

DUAL CREDIT

Per Student Per High School

HIGH SCHOOL	UNDUPLICATED STUDENT COUNT	ATTEMPTED CREDITS 1-8	ATTEMPTED CREDITS 9-14	ATTEMPTED CREDITS 15 or More	AVERAGE ATTEMPTED Dual Credits per student	TOTAL ATTEMPTED Dual Credits per school	AVERAGE COMPLETED Dual Credits per school	TOTAL COMPLETED Dual Credits per school
ALGOMA	64	18	9	37	16	998	13	838
ASHWAUBENON	138	124	12	2	5	637	4	488
BAY PORT	120	113	6	1	5	598	2	227
BETH HAVEN ACADEMY	0	0	0	0	0	0	0	0
BONDUEL	82	44	19	19	10	834	8	648
COLEMAN	62	18	10	34	17	1,025	16	978
CRIVITZ	42	31	8	3	6	253	5	230
DE PERE	211	174	30	7	5	1,159	5	1,029
DENMARK	81	54	26	1	7	577	6	493
DR ROSA MINOKA-HILL	0	0	0	0	0	0	0	0
FLORENCE	21	11	4	6	10	210	9	182
GIBALTAR	10	9	1	0	5	49	4	44
GILLETT	31	8	12	11	12	374	10	304
GOODMAN ARMSTRONG	2	1	1	0	7	14	7	14
GREEN BAY EAST	225	107	62	56	10	2,361	6	1,304
GREEN BAY PREBLE	451	231	123	97	9	4,277	5	2,113
GREEN BAY SOUTHWEST	243	129	74	40	9	2,155	5	1,118
GREEN BAY WEST	140	61	36	43	11	1,487	6	826
GRESHAM COMMUNITY	4	4	0	0	3	13	2	9
JOHN DEWEY ACADEMY OF LEARNING	3	2	0	1	11	34	8	25
KEWAUNEE	68	47	17	4	7	481	6	396
LENA	21	20	1	0	4	84	3	54
LUXEMBURG CASCO	108	85	20	3	6	631	4	472
MARINETTE	104	69	28	7	7	760	5	493
N.E.W. LUTHERAN	0	0	0	0	0	0	0	0
N.E.W. SCHOOL OF INNOVATION	9	9	0	0	3	30	1	6
NIAGARA	7	2	1	4	15	104	14	98
NOTRE DAME ACADEMY	0	0	0	0	0	0	0	0
OCONTO FALLS	67	64	2	1	3	230	3	197
OCONTO	43	31	8	4	7	313	5	232
ONEIDA NATION	0	0	0	0	0	0	0	0
PEMBINE	17	12	3	2	7	114	6	107
PESHTIGO	69	32	31	6	8	553	6	421
PHANTOM KNIGHT SCHOOL OF OPPORTUNITY	1	0	1	0	10	10	10	10
PULASKI	200	128	50	22	8	1,599	7	1,330
SEVASTOPOL	37	28	8	1	6	206	4	165
SHAWANO COMMUNITY	81	75	6	0	5	368	3	280
SOUTHERN DOOR	66	29	24	13	10	666	9	597
STURGEON BAY SENIOR	80	41	25	14	9	726	8	629
SURING	19	17	2	0	5	100	4	85
THOMAS MORE	0	0	0	0	0	0	0	0
WASHINGTON ISLAND	3	2	1	0	7	22	6	19
WAUSAUKEE	44	6	5	33	26	1,157	24	1,048
WEST DE PERE	92	88	4	0	4	378	3	261
WRIGHTSTOWN	59	50	9	0	5	290	4	261
TOTAL	3,125	1974	679	472	8	25,877	6	18,031

2019-2020

DUAL CREDIT

Students Enrolled After High School Graduation

High School Graduation Year: 2019-2020

Youth Apprenticeship,
Start College Now, Advanced Standing
and Transcribed Credit

High School	High School Graduates with Dual Credit	Students Enrolled In Post Secondary Classes After High School Graduation	
	Unduplicated Student Count	Unduplicated Student Count For Year 1	% For Year 1
ALGOMA	61	6	9.84%
APPLETON EAST	1	1	100.00%
ASHWAUBENON	130	16	12.31%
BARRON	1	0	0.00%
BAY PORT	114	46	40.35%
BELMONT	1	0	0.00%
BONDUEL	83	16	19.28%
BRIDGES VIRTUAL ACADEMY	1	1	100.00%
BRILLION	1	0	0.00%
CEDAR GROVE	1	1	100.00%
CHILTON	6	0	0.00%
CLAYTON	6	0	0.00%
CLAYTON	6	0	0.00%
COLEMAN	62	14	22.58%
CRIVITZ	42	8	19.05%
DE PERE	210	31	14.76%
DENMARK	79	14	17.72%
DODGEVILLE	9	1	11.11%
EACHIEVE ACADEMY	3	1	33.33%
ELKHART LAKE	8	0	0.00%
FLAMBEAU	2	0	0.00%
FLORENCE	22	4	18.18%
FREEDOM	2	2	100.00%
GED	3	1	33.33%
GIBRALTAR	10	1	10.00%
GILLETT	27	7	25.93%
GOODMAN ARMSTRONG	2	0	0.00%
GREEN BAY EAST	210	46	21.90%
GREEN BAY PREBLE	425	104	24.47%
GREEN BAY SOUTHWEST	238	51	21.43%
GREEN BAY WEST	138	26	18.84%
GRESHAM	4	1	25.00%
HILBERT	3	0	0.00%
HOME SCHOOL	1	0	0.00%
HORTONVILLE	31	3	9.68%
HOWARDS GROVE	2	0	0.00%
HURLEY: MURPHY	1	1	100.00%
JOHN DEWEY ACADEMY OF LEARNING	4	1	25.00%
KAUKAUNA	1	1	100.00%
KEWAUNEE	64	21	32.81%
LENA	19	4	21.05%
LINCOLN	4	3	75.00%
LUCK	1	0	0.00%
LUXEMBURG CASCO	104	25	24.04%
MARINETTE	98	14	14.29%
MARION	1	0	0.00%

High School	High School Graduates with Dual Credit	Students Enrolled In Post Secondary Classes After High School Graduation	
	Unduplicated Student Count	Unduplicated Student Count For Year 1	% For Year 1
MARSHFIELD HIGH SCHOOL	1	0	0.00%
MENOMINEE	12	4	33.33%
MENOMINEE INDIAN.	10	1	10.00%
MISHICOT	5	2	40.00%
N.E.W. SCHOOL OF INNOVATION	7	0	0.00%
NIAGARA	7	1	14.29%
OCONTO FALLS	64	11	17.19%
OCONTO	42	13	30.95%
ONALASKA	1	0	0.00%
OUT OF STATE	24	2	8.33%
PEMBINE	17	1	5.88%
PESHTIGO	69	5	7.25%
PHANTOM KNIGHT SCHOOL OF OPPORTUNITY	1	1	100.00%
PIONEER WESTFIELD	1	0	0.00%
PLYMOUTH	2	0	0.00%
PRAIRIE FARM	3	0	0.00%
PROVIDENCE ACADEMY	1	1	100.00%
PULASKI	201	44	21.89%
REEDSVILLE	3	0	0.00%
RIVER RIDGE	4	0	0.00%
RIVERDALE	1	0	0.00%
ROYAL	2	0	0.00%
SEVASTOPOL	33	6	18.18%
SEYMOUR	6	0	0.00%
SHAWANO	80	15	18.75%
SHEBOYGAN FALLS	1	0	0.00%
SHELL LAKE	5	0	0.00%
SHIOCTON	12	2	16.67%
SIREN	1	0	0.00%
SOUTHERN DOOR	66	22	33.33%
SOUTHWESTERN WI	2	0	0.00%
STEPHENSON	5	1	20.00%
STOCKBRIDGE	4	0	0.00%
STURGEON BAY	80	11	13.75%
SURING	19	3	15.79%
TWO RIVERS	2	1	50.00%
WASHINGTON ISLAND	3	1	33.33%
WAUSAUKEE	44	16	36.36%
WAUTOMA	22	0	0.00%
WEST DE PERE	90	28	31.11%
WEYAUWEGA-FREMONT	20	0	0.00%
WISCONSIN CONNECTIONS ACADEMY	2	0	0.00%
WISCONSIN SCHOOL FOR THE DEAF	1	1	100.00%
WISCONSIN VIRTUAL ACADEMY	3	1	33.33%
WRIGHTSTOWN	60	11	18.33%
TOTAL	3285	677	20.61%

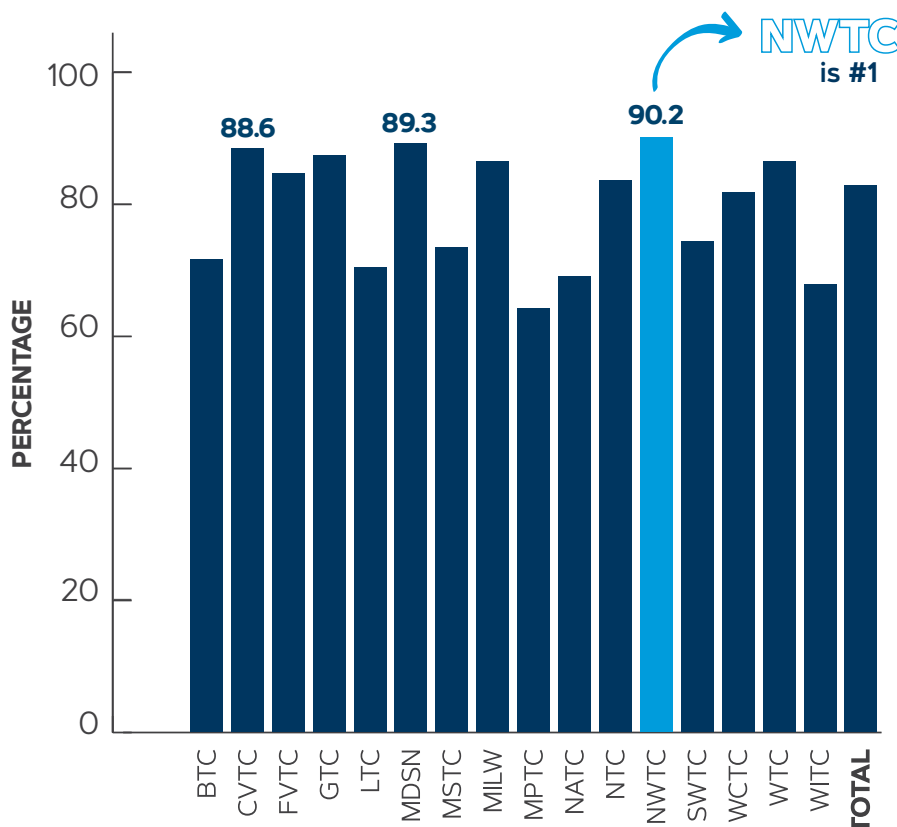
HIGH SCHOOL GRADUATES

that enrolled in an Associate Degree, Technical Diploma or Apprenticeship Program at NWTC

HIGH SCHOOL GRADUATES					
DISTRICT	TOTAL HIGH SCHOOL GRADS	TOTAL ENROLLED IN WTCS	TOTAL ENROLLED IN SAME DISTRICT	TOTAL ENROLLED IN OTHER DISTRICT	PERCENT ENROLLED IN SAME DISTRICT
	A	B=C+D	C	D	B=C/D
BLACKHAWK (BTC)	2,156	351	252	99	71.8%
CHIPPEWA VALLEY (CVTC)	2,995	717	635	82	88.6%
FOX VALLEY (FVTC)	5,018	897	760	137	84.7%
GATEWAY (GTC)	5,014	944	826	118	87.5%
LAKESHORE (LTC)	2,129	353	249	104	70.5%
MADISON AREA (MDSN)	7,669	1,586	1,416	170	89.3%
MID-STATE (MSTC)	1,699	279	205	74	73.5%
MILWAUKEE AREA (MILW)	9,084	1,226	1,060	166	86.5%
MORAIN PARK (MPTC)	3,138	451	290	161	64.3%
NICOLET AREA (NATC)	719	214	148	66	69.2%
NORTHCENTRAL (NTC)	2,535	577	483	94	83.7%
NORTHEAST WISCONSIN (NWTC)	4,446	1,138	1,027	111	90.2%
SOUTHWEST WISCONSIN (SWTC)	1,236	340	253	87	74.4%
WAUKESHA COUNTY (WCTC)	5,008	532	435	97	81.8%
WESTERN (WTC)	2,610	637	551	86	86.5%
WISCONSIN INDIANHEAD (WITC)	3,407	544	370	174	68.0%
SYSTEM-WIDE	58,863	10,796	8,958	1,838	83.0%



- A: Total High School Grads -**
The total number of high school graduates, including HSEDs and GEDs, reported by DPI.
- B: Total Enrolled in WTCS -**
The total number of high school graduates that enrolled in a WTCS District.
- C: Total Enrolled in Same District -**
High School graduates that enrolled in the same WTCS District as the High School they graduated from.
- D: Total Enrolled in Other District -**
High School graduates that enrolled in a different WTCS District than the High School they graduated from.
- E: Percent Enrolling in Same District -**
The percent of high school graduates enrolling in the same WTCS District as the High School they graduated from.
/School to Work/
HsGradSummary646P



2019

HIGH SCHOOL GRADUATE

Enrollment by County

Direct Enrollment into Northeast Wisconsin Technical College

HIGH SCHOOL NAME	NUMBER OF High School Graduates Enrolling at NWTC (10, 30, 31, 32, 50, 20)	TOTAL NUMBER of Graduates per High School	PERCENT OF High School Graduates Enrolling at NWTC	NUMBER OF High School Graduates Enrolling at a WTCS (10, 30, 31, 32, 50, 20)	PERCENT OF High School Graduates Enrolling at WTCS	PERCENT CHANGE of students attending NWTC as compared to previous year
BROWN						
ASHWAUBENON	66	231	28.57%	68	29.44%	
HOWARD-SUAMICO	98	442	22.17%	106	23.98%	
DE PERE	60	329	18.24%	73	22.19%	
DENMARK	29	108	26.85%	32	29.63%	
DR. ROSA MINOKA-HILL SCHOOL	2	0	0.00%	2	0.00%	
JOHN DEWEY ACAD OF LEARNING	2	8	25.00%	2	25.00%	
GREEN BAY EAST	84	274	30.66%	85	31.02%	
GREEN BAY PREBLE	115	513	22.42%	123	23.98%	
GREEN BAY SOUTHWEST	69	288	23.96%	71	24.65%	
GREEN BAY WEST	51	190	26.84%	55	28.95%	
PULASKI	63	239	26.36%	69	28.87%	
WEST DE PERE	42	209	20.10%	52	24.88%	
WRIGHTSTOWN	17	121	14.05%	26	21.49%	
	698	2952	23.64%	764	25.88%	3.10%
SHAWANO						
BONDUEL	12	61	19.67%	16	26.23%	
SHAWANO	42	157	26.75%	54	34.39%	
GRESHAM	0	25	0.00%	1	4.00%	
	54	243	22.22%	71	21.54%	3.40%
KEWAUNEE						
ALGOMA	16	57	28.07%	18	31.58%	
KEWAUNEE	22	70	31.43%	26	37.14%	
LUXEMBURG-CASCO	52	145	35.86%	59	40.69%	
	90	272	33.09%	103	36.47%	4.00%
DOOR						
GIBRALTAR	3	39	7.69%	5	12.82%	
SEVASTOPOL	9	56	16.07%	11	19.64%	
SOUTHERN DOOR	25	64	39.06%	25	39.06%	
STURGEON BAY	19	89	21.35%	20	22.47%	
WASHINGTON ISLAND	0	0	0.00%	0	0.00%	
	56	248	22.58%	61	18.8%	19.00%
FLORENCE						
FLORENCE	9	30	30.00%	9	30.00%	
	9	29	31.03%	9	30.00%	427.00%
OCONTO						
GILLETT	7	28	25.00%	9	32.14%	
LENA	3	19	15.79%	5	26.32%	
OCONTO	17	62	27.42%	19	30.65%	
OCONTO FALLS	28	107	26.17%	30	28.04%	
OCONTO FALLS - ALTERNATIVE	0	6	0.00%	0	0.00%	
OCONTO FALLS - NEW PATH	0	7	0.00%	0	0.00%	
SURING	2	26	7.69%	6	23.08%	
	57	255	22.35%	69	20.03%	2.00%
MARINETTE						
BEECHER-DUNBAR-PEMBINE	1	14	7.14%	1	7.14%	
COLEMAN	14	56	25.00%	16	28.57%	
CRIVITZ	8	38	21.05%	9	23.68%	
GOODMAN-ARMSTRONG	3	6	50.00%	4	66.67%	
MARINETTE	26	163	15.95%	30	18.40%	
PESHTIGO	17	97	17.53%	20	20.62%	
WAUSAUKEE	11	40	27.50%	11	27.50%	
NIAGARA	5	27	18.52%	5	18.52%	
	85	441	19.27%	96	21.77%	-2.20%
TOTALS	1051	4359	24.11%	1179	27.05%	

K-12

Student Outreach Activities

Get It Done Day

Career Coaches can help students transition to college by:

- Assisting with applications to NWTC
- Facilitating Accuplacer Test
- Collecting HS Transcript
- Assisting students with next steps (paying for college, registering for classes and more)

Campus Preview Days

Juniors and seniors have the opportunity to explore career options available at the Green Bay Campus. Students learn about admissions, financial aid, accommodations, and career opportunities through divisional tours.

Open House

Offered twice a year, this event is an opportunity for prospective students to learn about career/program options, see classrooms and talk to instructors, and see all of what NWTC has to offer.

For full list of events, visit nwtc.edu/Events

Tech Challenge

High School students compete for NWTC scholarships by participating in different competitions.

For more information, visit nwtc.edu/TechChallenge

High School Visits/Classroom Presentations

Career coaches provide information and support to students interested in attending NWTC and are able to present on the following topics:

- Differences and similarities between 2 year and 4 year colleges
- Soft skills
- Careers in demand
- Career exploration
- How to prepare for college and how to earn dual credits
- How to pay for college

2020-2021 UPCOMING EVENTS*

CAMPUS WIDE OPEN HOUSE

Wednesday, September 30, 2020
3:00 p.m. - 6:00 p.m.

UTILITY PREVIEW DAY

Tuesday, October 6, 2020
8:00 a.m. - 11:30 a.m. or 1:00 p.m. - 4:30 p.m.

PREVIEW DAY

Friday, November 6, 2020
8:30 a.m. - 1:30 p.m.

YOUTH APPRENTICESHIP NIGHT

January 28, 2021
5:30 p.m. - 7:30 p.m.

PREVIEW DAY

Friday, February 5, 2021
8:30 a.m. - 1:30 p.m.

ENGINEERING OPEN HOUSE

Thursday, February 25, 2021
5:00 p.m. - 7:00 p.m.

TECH CHALLENGE

Friday, April 2, 2021
8:30 a.m. - 1:30 p.m.

CAMPUS WIDE OPEN HOUSE

Wednesday, April 14, 2021
3:00 p.m. - 6:00 p.m.

* Event scheduling subject to change, please visit nwtc.edu for more updates.

MIDDLE SCHOOL

Services

NWTC provides career exploration and resources to students in grades five through eight. These activities center on career awareness to link interests and abilities that align with future career opportunities.

Activities include:

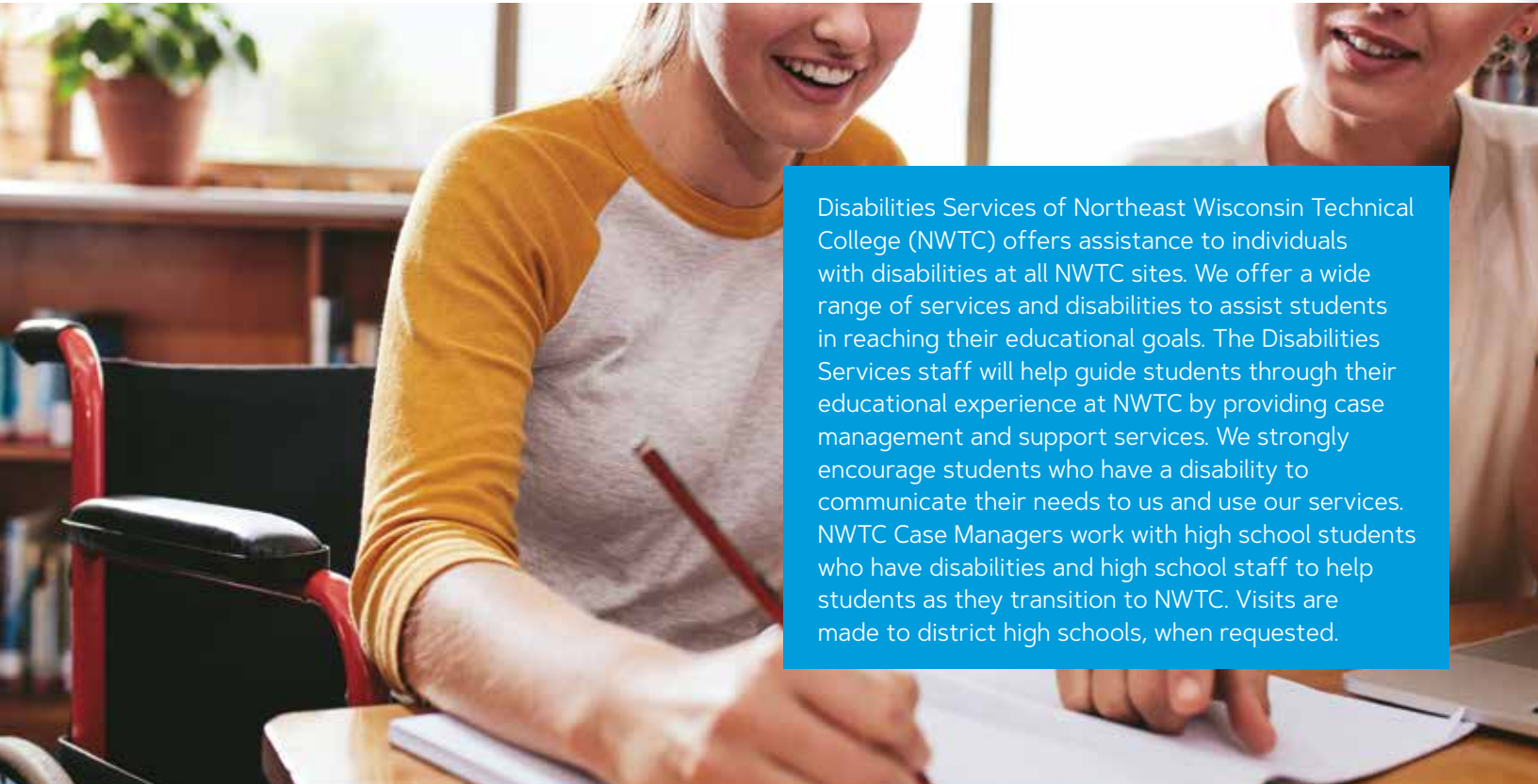
- Academic and Career Exploration workbook and resources
- Career presentations in classrooms

For additional information, visit nwtc.edu/Future-Students



DISABILITIES

Services



Disabilities Services of Northeast Wisconsin Technical College (NWTC) offers assistance to individuals with disabilities at all NWTC sites. We offer a wide range of services and disabilities to assist students in reaching their educational goals. The Disabilities Services staff will help guide students through their educational experience at NWTC by providing case management and support services. We strongly encourage students who have a disability to communicate their needs to us and use our services. NWTC Case Managers work with high school students who have disabilities and high school staff to help students as they transition to NWTC. Visits are made to district high schools, when requested.

Do you have questions about NWTC Transition Services?
Contact the Transition Services Specialist for your area.

SUE PETERSON

**Sturgeon Bay Campus, and Luxemburg
Regional Learning Center**

Call: 920-498-6267

Email: susan.peterson@nwtc.edu

- Algoma
- Brillion
- Chilton
- Demark
- DePere
- Freedom
- Gibraltar
- Gillett
- Green Bay East
- Green Bay Preble
- Green Bay Southwest
- Green Bay West
- Kaukauna
- Kewaunee
- Luxemburg-Casco
- Pulaski
- Sevastopol
- Southern Door
- Sturgeon Bay
- Washington Island
- West DePere
- Wrightstown

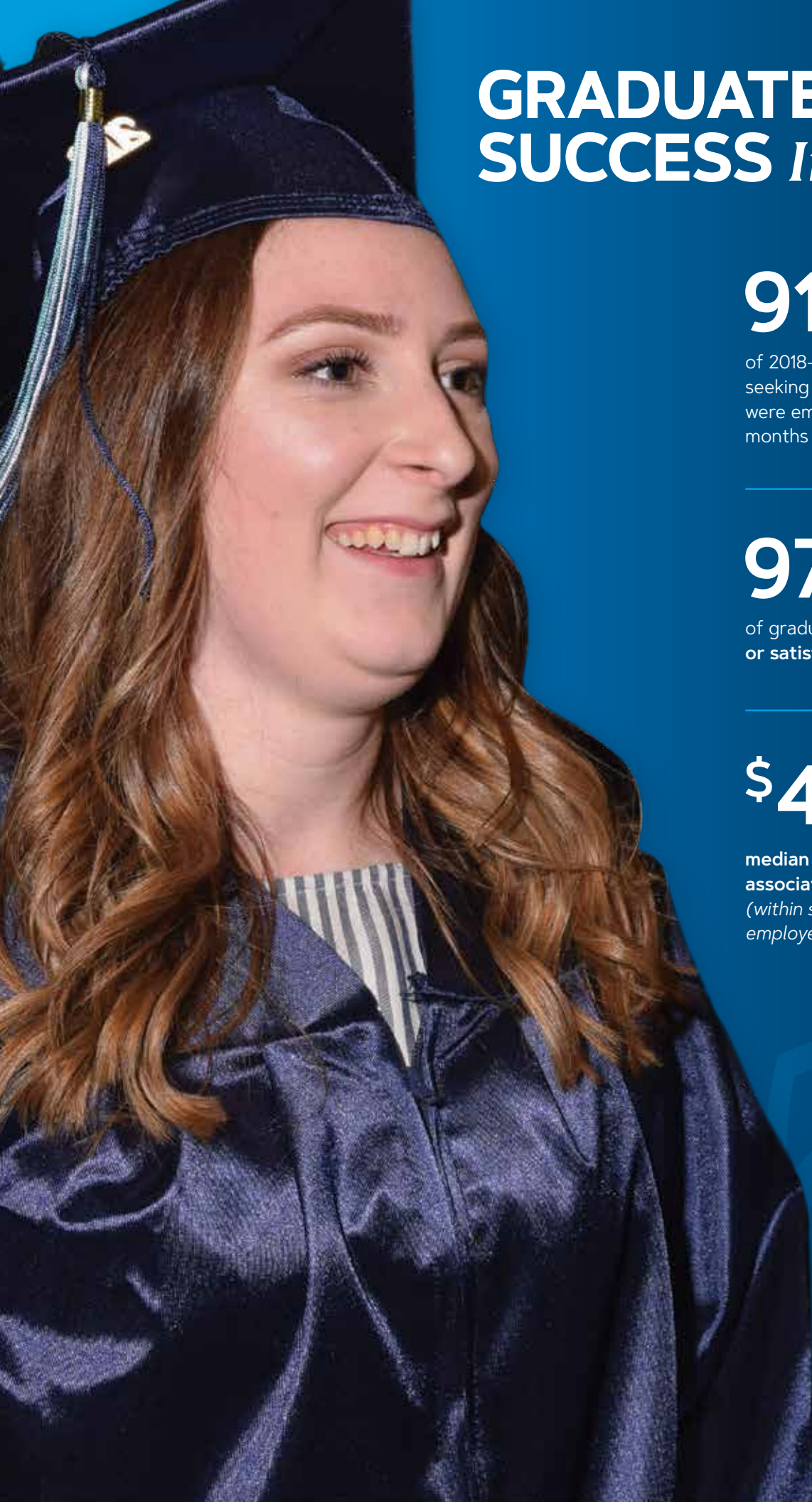
MEE SAYKAO

**Marinette Campus, Oconto Falls, Crivitz, Niagara
and Shawano Regional Learning Centers**

Call: 920-498-5691

Email: mee.saykao@nwtc.edu

- Ashwaubenon
- Bayport
- Beth Haven
- Bonduel
- Bowler
- Clintonville
- Coleman
- Crivitz
- Florence
- Goodman Armstrong
- Gresham
- Iron Mountain
- Kingsford
- Lena
- Marinette
- Minoka-Hill School
- Niagara
- Norway
- Notre Dame
- Oconto
- Oconto Falls
- Oneida
- Pembine
- Peshtigo
- St. Thomas
- Seymour
- Shawano
- St. Thomas
- Suring
- Tigerton
- Wausaukee



GRADUATE SUCCESS *Information*

2018-2019

91%

of 2018-2019 graduates seeking employment were employed six months after graduation

97%

of graduates are **very satisfied** or **satisfied** with their training

\$45,500

median annual salary of associate degree grads
(within six months of graduation; employed full-time in their field)

GRADUATE FOLLOW-UP REPORT

six months after graduation

NWTC Programs Associate Degree & Technical Diploma Programs	Number of Academic Year Graduates (2018-2019)	Percent Employed	Percent of Employed in Field	Median Annual Wage for Full Time Employed in Field
AGRICULTURE, FOOD AND NATURAL RESOURCES				
Agronomy	1	100%	100%	*
Dairy Science	4	25%	25%	*
Enology	1	*	*	*
Environmental Engineering-Waste & Water Technology	11	83%	50%	\$36,397
Farm Business & Production Management	14	100%	100%	\$32,000
Farm Production - Dairy Science	5	100%	100%	\$30,000
Landscape Horticulture	6	75%	75%	*
Sustainable Food & Agriculture Systems	6	67%	17%	*
ARCHITECTURE AND CONSTRUCTION				
Architectural Technology	16	92%	83%	\$45,756
Carpentry	13	67%	67%	\$35,357
Construction Management - Carpentry	3	100%	100%	\$46,796
Construction Management - Electricity	1	100%	100%	*
Electrical Power Distribution	41	96%	79%	\$57,196
Electricity	20	64%	45%	\$31,385
Energy Management Technology	4	100%	100%	*
Gas Utility Construction and Service	37	83%	52%	\$56,964
Heating, Ventilation, Air Conditioning and Refrigeration Technology	13	100%	100%	\$40,947
Masonry	8	100%	100%	*
Prototype & Design	14	88%	75%	\$46,796
Solar Energy Technology	2	100%	100%	*
ARTS, AUDIOVISUAL TECHNOLOGY & COMMUNICATIONS				
Design and Graphic Technology	33	83%	67%	\$36,397
Digital Media Technology	24	87%	53%	\$35,000
Photography	20	58%	33%	*
Print Technology	8	*	*	*
Video Production	1	*	*	*
BUSINESS, MANAGEMENT AND ADMINISTRATION				
Administrative Professional	9	88%	88%	\$29,555
Business Analyst	5	75%	75%	\$65,515
Business Management	58	86%	59%	\$37,439
Health Care Business Services	14	67%	44%	\$36,501
Human Resources	36	78%	52%	\$36,397
Leadership Development	13	70%	60%	\$55,000
Manufacturing Operations Management	3	100%	100%	*
Office Assistant	7	100%	50%	*
Professional Sales	2	100%	100%	*
Project Management	1	*	*	*
Small Business Entrepreneurship	1	*	*	*
EDUCATION AND TRAINING				
Autism Technician	4	0%	0%	*
Early Childhood Assistant Teacher	19	85%	62%	\$23,918
Foundations of Teacher Education	7	67%	33%	*
FINANCE				
Accounting	37	88%	60%	\$36,400
Accounting Assistant	38	62%	52%	\$33,277

GRADUATE FOLLOW-UP REPORT

six months after graduation

NWTC Programs Associate Degree & Technical Diploma Programs	Number of Academic Year Graduates (2018-2019)	Percent Employed	Percent of Employed in Field	Median Annual Wage for Full Time Employed in Field
HEALTH SCIENCES				
Dental Assistant	26	92%	83%	\$29,118
Dental Hygienist	16	100%	100%	\$60,536
Diagnostic Medical Sonography	7	100%	100%	*
Gerontology	6	100%	67%	*
Health Information Technology	20	78%	67%	\$35,680
Health Navigator	2	*	*	*
Medical Assistant	38	82%	65%	\$32,653
Medical Coding Specialist	30	80%	33%	*
Medical Laboratory Technician	6	83%	67%	*
Medication Assistant	2	100%	100%	*
Nursing Assistant	743	66%	48%	\$27,202
Nursing - Associate Degree	209	89%	87%	\$52,238
Physical Therapist Assistant	38	81%	70%	\$53,348
Practical Nursing	252	74%	63%	\$35,862 ¹
Radiography	9	100%	100%	\$54,575
Respiratory Therapist	19	89%	78%	\$52,457
Surgical Technologist	38	95%	90%	\$39,226
Therapeutic Massage	9	75%	75%	*
Wellness & Health Promotion	16	44%	33%	*
HOSPITALITY AND TOURISM				
Culinary Production Specialist	19	60%	50%	\$24,958
Hospitality Management - Associate Degree	2	100%	100%	*
Hospitality Management - Technical Diploma	7	100%	80%	\$36,397
Restaurant Management	1	*	*	*
HUMAN SERVICES				
Early Childhood Education	45	83%	67%	\$27,402
Human Services	28	88%	81%	\$31,198
Paraeducator	5	0%	0%	*
Substance Abuse Counselor Education	2	100%	0%	*
INFORMATION TECHNOLOGY				
Cisco System Administrator	3	100%	0%	*
Computer Support Specialist	22	82%	76%	\$41,597
Computer Support Technician	11	100%	33%	*
IT - Cybersecurity Specialist	3	100%	100%	*
IT - Network Specialist	13	91%	91%	\$45,398
IT - Web Programmer	1	100%	0%	*
IT - Virtualization System Administrator	4	100%	100%	*
Linux System Administrator	4	0%	0%	*
Microsoft System Administrator	10	57%	43%	\$40,000
Software Developer	13	80%	80%	\$60,000
Web Design	2	100%	50%	*
Web Development and Design	5	100%	100%	*
LAW, PUBLIC SAFETY AND SECURITY				
Advanced EMT (AEMT)	10	100%	83%	\$36,969
Criminal Justice 720 - Law Enforcement Academy	29	95%	91%	\$55,636
Criminal Justice - Law Enforcement	27	90%	75%	\$53,000
Criminal Justice Studies	11	86%	57%	\$45,320
Emergency Medical Technician	93	78%	20%	\$26,674
Fire Medic	4	100%	100%	*
Fire Science	4	100%	33%	*
Paralegal	7	0%	0%	*
Paralegal - Post Baccalaureate	5	67%	67%	*
Paramedic	18	83%	75%	\$45,756

GRADUATE FOLLOW-UP REPORT

six months after graduation

NWTC Programs Associate Degree & Technical Diploma Programs	Number of Academic Year Graduates (2018-2019)	Percent Employed	Percent of Employed in Field	Median Annual Wage for Full Time Employed in Field
MANUFACTURING				
Automation Engineering Technology	6	80%	80%	\$51,736
CNC Technician	24	91%	91%	\$43,287
Electro-Mechanical Technology	17	77%	77%	\$62,426
Machine Tool Operation	18	86%	57%	*
Metal Fabrication/Welding	6	100%	100%	*
Welding	80	89%	72%	\$40,947
MARKETING, SALES AND SERVICE				
Digital Marketing	9	75%	13%	*
Marketing	18	73%	64%	\$52,500
Supply Chain Management	16	100%	56%	\$36,397
SCIENCE, TECHNOLOGY, ENGINEERING & MATHEMATICS				
Bio-Medical Electronics	5	100%	100%	\$50,436
Civil Engineering Technology	16	92%	92%	\$49,568
Electrical Engineering Technology - Associate Degree	5	25%	25%	*
Laboratory Science Technician	7	25%	25%	*
Manufacturing Engineering Technology	5	0%	0%	*
Mechanical Design Technology	8	71%	71%	\$48,096
Utilities Engineering Technology	3	33%	33%	*
TRANSPORTATION, DISTRIBUTION AND LOGISTICS				
Auto Collision Repair & Refinishing Technician - Associate Degree	7	100%	75%	\$38,269
Auto Collision Repair & Refinishing Technology	6	100%	100%	*
Automotive Maintenance Technician	7	67%	67%	*
Automotive Technician	25	100%	100%	\$35,227
Automotive Technology	4	100%	100%	*
Diesel Equipment Technology	3	100%	100%	*
Diesel & Heavy Equipment Technician	7	100%	100%	*
Diesel Medium and Heavy Truck Technician	5	100%	0%	*
Diesel Medium and Heavy Truck Technology	2	100%	50%	*
OTHER				
Individualized Technical Studies	1	100%	100%	*
Individualized Technical Studies - Journeyworker	4	100%	100%	\$78,000

Data not available for the following degree and diploma programs:

Business Requirements Specialist, Construction Management - Masonry, Event Management, Health Office Professional

Shared with Lakeshore Technical College: Broadcast Captioning, Court Reporting, Nuclear Technology, Ophthalmic Medical Assistant, Pharmacy Technician, Radiation Safety/Health Physics, Wind Energy Technology

Report Definitions

Number of Academic Year Graduates (2018-2019): Count of program graduates as of survey date.

Percent Employed: Portion of survey respondents available for employment reporting full- or part-time employment approximately 6 months after graduation. * Indicates no respondent information via survey.

Percent of Employed in Field: Portion of survey respondents reporting employment who have a job related to their specific program of study. * Indicates no respondent information via survey.

Median Annual Wage for Full Time Employed in Field: Of graduates reporting full-time, related jobs, this is the annualized salary of the middle graduate when salaries are ranked from low to high. * Indicates not enough wage data collected via survey.

¹ Indicates less than 30% of graduates reported

K-12 CAREER COACH Team



Miranda DeMars

miranda.demars@nwtc.edu
Call/Text: 920-498-5681

Crivitz
Florence
Goodman-Armstrong
Marinette
Menominee, MI
Niagara
Pembine
Peshtigo
Wausaukee



Megan Favela

megan.favela@nwtc.edu
Call/Text: 920-498-5659

Green Bay Southwest
Green Bay West
PACE



Jessica Franco-Morales

jessica.franco-morales@nwtc.edu
Call/Text: 920-498-5586

Dr. Rosa Minoka-Hill
Green Bay East
John Dewey Academy
NEW School of
Innovation



Connie Jordan

connie.jordan@nwtc.edu
Call/Text: 920-498-5473

Bay Port
Coleman
Gillett
Lena
Oconto
Oconto Falls
Suring



Lisa Kingston

lisa.kingston@nwtc.edu
Call/Text: 920-498-5489

De Pere
Oneida
Phantom Knight School
of Opportunity
West De Pere
Wolf River Lutheran
Wrightstown



Gaoci Lo

gaoci.lo@nwtc.edu
Call/Text: 920-498-5501

Green Bay Preble



Hannah Loveless

hannah.loveless@nwtc.edu
Call/Text: 920-498-5627

Ashwaubenon
Bonduel
Gresham
Pulaski
Shawano



Ryan Stewart

ryan.stewart@nwtc.edu
Call/Text: 920-498-6312

Algoma
Denmark
Gibraltar
Home School
Kewaunee
Luxemburg Casco
N.E.W. Lutheran
Notre Dame Academy/
NDA De La Baie
Sevastopol
Southern Door
Sturgeon Bay
Washington Island

2019-2020

PATHWAYS TO COLLEGE

NWTC Contacts

Admissions and

General Program Information	920-498-5444
Academic Advising & Counseling.....	920-498-5444
K-12 Relations Distance Learning.....	920-495-5705
K-12 Relations Manager	920-498-5422
K-12 Relations Support Staff	920-491-2600
K-12 Start College Now & Youth Apprenticeship	920-498-5416
Financial Aid.....	920-498-5444
Student Support Services	920-498-6258
Student Involvement.....	920-498-5483
Recruitment High School.....	920-498-6276
Recruitment Middle School.....	920-498-6276
Disability Services.....	920-498-6904
Transcripts.....	920-498-5444
TTY Access.....	920-498-6901
Assessment/Testing Center.....	920-498-5427
District Office	920-498-5400

Questions?

Call: K-12 Relations

Green Bay Campus.....	920-498-5444
..... or toll-free	800-422-NWTC
Marinette Campus.....	715-735-9361
Sturgeon Bay Campus	920-746-4900
Aurora Regional Learning Center.....	715-589-2768
Crivitz Regional Learning Center	715-854-3338
Luxemburg Regional Learning Center	920-845-5945
Oconto Falls Regional Learning Center ...	920-848-6982
Shawano Regional Learning Center	715-524-2418



NORTHEAST
WI Technical College

nwtc.edu/DualCredit

NWTC does not discriminate on the basis of age, race, color, disability, sex, gender, sexual orientation, gender identity, national origin or other protected classes. Inquiries regarding the College's nondiscrimination policies may be directed to the Chief Officer for Diversity, Equity and Inclusion at [920-498-6826](tel:920-498-6826) or equity@nwtc.edu. 1001755 je 7.2020