

Duo for VMWare



1. Enter your NWTC ID number and **password**, then press Login.

VMWare Client

A screenshot of the VMware Horizon login window. The title bar says "Login". The main header is "vmware Horizon". Below the header, it says "Enter your NWTC user name and passcode." There is a "Server:" label followed by a lock icon and the URL "https://vdi.nwtc.edu". Below that are two input fields: "User name:" and "Passcode:". At the bottom right, there are "Login" and "Cancel" buttons.

HTML Access

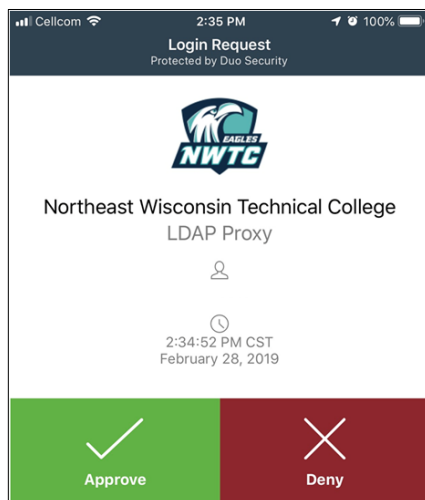
A screenshot of the VMware Horizon HTML Access login page. At the top is the VMware Horizon logo. Below it, it says "Enter your NWTC user name and passcode." There are two input fields: "Username" and "Passcode". At the bottom, there is a large green "Login" button and a smaller blue "Cancel" button.

2. Enter one of the following options into the "Next Code" field, then press Login. *In some older versions of the VMWare client you will see a "Tokencode" field instead of "Next Code".*

- A. To receive a Duo App notification on your smartphone, enter "**push1**", then press Login.

A screenshot of a "Next Code:" label followed by a text input field containing the text "push1".

An app notification will be sent to your smartphone, tap "approve" to complete the sign-in process.



- B. To have Duo call your primary telephone number, enter “**phone1**”, then press Login.

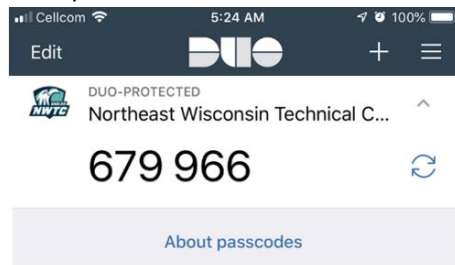
Next Code:

Duo will call your primary phone number. When the phone rings, pick up the receiver and press 1 to complete the sign-in process. *If you registered multiple phone numbers with Duo you may specify phone2 or phone3 as needed.*

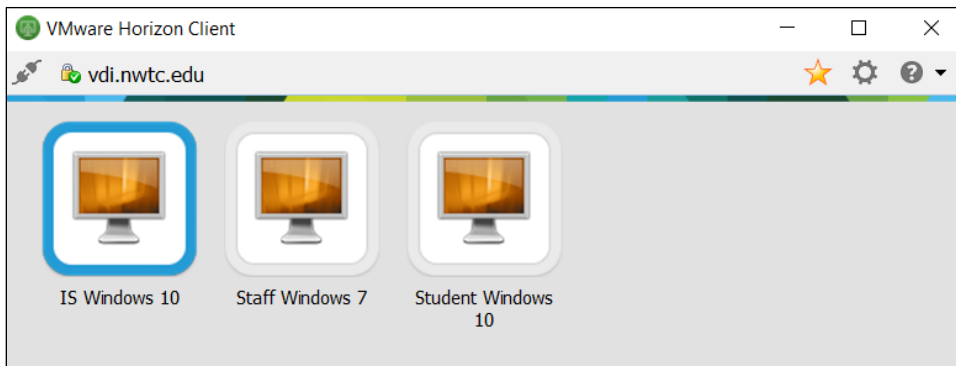
- C. Alternately you may enter the six-digit passcode found in your Duo App or hardware key, then press Login.

Next Code:

Example:



3. Your virtual desktop will be available after successfully completing Duo verification.



For assistance, see the [MFA page](#) on the NWTC website or contact the Help Desk at 920-498-6800 or email help.desk@nwtc.edu.