



### Check out these facts from the 2010 NWTC Graduate Follow-Up Report:

Associate degree graduates earn **\$35,100** within six months of graduation (median salary).

**88%** of graduates are employed within six months of graduation – 71% of those graduates are working in jobs related to their career field.

**73%** of graduates stay and contribute to Northeast Wisconsin's economic development; 95% stay and work in the state.

**97%** of graduates are "very satisfied" or "satisfied" with the training they received at NWTC.

### About the data

This brochure contains *Graduate Follow-Up Survey* employment-related findings for the Class of 2010 at approximately 6-months after graduation. All 2,434 graduates were contacted via mail and/or phone and asked to complete the survey. Eighty three percent (83%) completed the survey.

NWTC also surveys each graduation class at the intervals of five years and ten years after graduation. The complete *2010 Graduate Follow-Up Survey Report*, comparing survey results for the classes of 2010 (6-month survey), 2005 (6-month and 5-year survey), and 2000 (6-month, 5-year, and 10-year survey) is available on the NWTC website at: [www.nwtc.edu/services/explorecareers](http://www.nwtc.edu/services/explorecareers). To obtain a print copy of the Report please call (920) 498-6276, or (800) 422-NWTC, extension 6276.

### Looking for the education and training that will lead to a successful career?

Consider this—Northeast Wisconsin Technical College graduates get good jobs with good pay.



### Why grads choose NWTC

Employment related reasons	40%
To prepare for further education	26%
To make a career change	18%
To improve existing job skills	10%
Personal interest	4%
Other reasons	2%

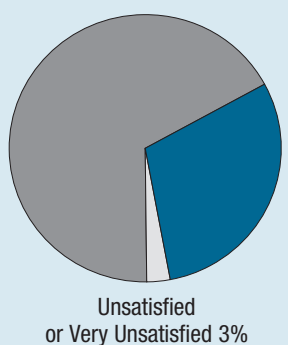
**Start working on your dream today!**  
Go to [www.nwtc.edu](http://www.nwtc.edu) for more information.

### Where could you be in two years?

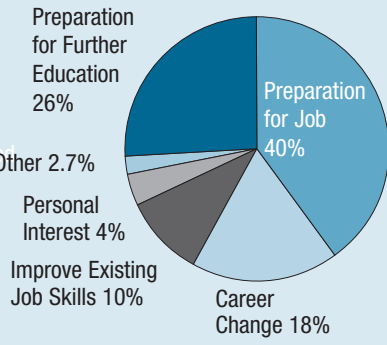
Students can fulfill their educational goals in just one semester to about two years of full-time study. NWTC's associate degree and technical diploma programs lead to careers in business and information technology, education and human services, health sciences, trades and engineering technologies, and public safety. Students with busy lives will appreciate NWTC's flexible learning options including weekend college, evening classes, online courses, interactive television, and video classes.

## Summary results for 2010 graduates, six months after graduation, associate degree and technical diploma programs

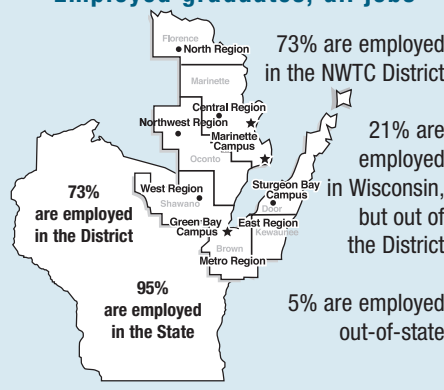
### SATISFACTION WITH TRAINING All respondents



### PRIMARY REASON FOR ATTENDING NWTC All respondents

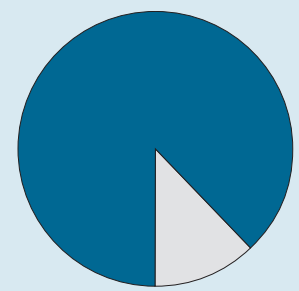


### LOCATION OF EMPLOYMENT Employed graduates, all jobs



### PERCENT EMPLOYED Graduates available for employment, all jobs:

88% of 2010 graduates available for employment were employed six months after graduation, and 71% of those had jobs in their field of study.



Program Title	Number of Jobs Posted (full-time + part-time)	Number of Graduates	% Employed (within 6 mo. of graduation)	% of Full-Time in Related Jobs	Median Annual Wage
Accounting	707	64	82%	52%	\$28,854
Administrative Professional	1,113	21	83%	100%	\$25,236
Applied Engineering Technology	96	3	67%	100%	NA
Architectural Technology	49	20	91%	50%	\$31,752
Auto Collision Repair and Refinishing Technician	23	6	80%	50%	NA
Auto Collision Repair and Refinishing Technology	6	8	80%	67%	NA
Automotive Technician	209	19	80%	73%	\$27,036
Automotive Technology	26	5	100%	100%	\$21,840
Business Management	440	47	87%	79%	\$29,040
Casino Management	NA	2	100%	100%	NA
Civil Engineering Technology	32	10	67%	100%	\$32,112
Clinical Laboratory Technician	128	10	86%	100%	NA
Computer Support Specialist-IT	521	10	100%	50%	NA
Computer Support Technician-IT	9	3	100%	50%	NA
Credit Business Management	95	6	100%	75%	NA
Criminal Justice-Corrections	73	12	78%	-	NA
Criminal Justice-Law Enforcement	823	64	88%	48%	\$30,426
Criminal Justice-Law Enforcement Academy	40	26	77%	73%	\$39,522
Dental Assistant	145	23	87%	57%	\$26,118
Dental Hygienist	49	15	93%	100%	\$42,468
Diagnostic Medical Sonography	11	5	50%	100%	NA
Diesel and Heavy Equipment Technician	110	9	100%	86%	\$27,558
Diesel Equipment Technology	32	2	100%	100%	NA
Digital Media Technology	41	11	86%	67%	NA
Early Childhood Education	885	36	96%	86%	\$20,796
Electrical Engineering Technology	94	3	100%	-	NA
Electrical Power Distribution	36	31	80%	69%	\$45,036
Electricity	31	19	100%	79%	\$25,890
Electro-Mechanical Technology	305	10	100%	88%	\$47,844
Electronics (with optional Biomedical Specialty)	207	2	100%	50%	NA
Emergency Medical Technician-Basic	33	122	88%	24%	\$40,656
EMT-Intermediate Technician	6	13	92%	100%	NA
Farm Business and Production Management	17	17	100%	100%	NA
Financial Institutions Management	46	9	100%	50%	NA
Fire Protection Engineering Technology	9	9	62%	75%	\$31,200
Gas Utility Construction and Service	12	33	86%	38%	\$39,324
Health Care Business Services	117	18	92%	90%	\$26,568
Health Information Technology	99	13	100%	75%	\$32,034
Heating, Ventilation, Air Conditioning, & Refrig Tech	91	4	75%	100%	\$32,244
Hotel and Restaurant Management	377	9	80%	75%	NA
Individualized Technical Studies	NA	4	100%	75%	\$35,004
Individualized Technical Studies-Journeyworker	NA	3	100%	100%	-
Industrial Mechanic	81	8	100%	71%	\$36,528
Instructional Assistant	268	8	83%	100%	NA
Landscape Horticulture Technician	114	21	89%	77%	\$26,004
Leadership Development	286	29	100%	53%	\$57,696
Machine Tool Operation	426	60	92%	91%	\$33,750
Machine Tool Technicians (Tool and Die Making)	112	3	100%	100%	NA
Machine Tool-CNC Technician	61	15	100%	91%	\$34,320
Marketing	2,723	39	75%	76%	\$30,762
Marketing and Graphic Communications	41	26	89%	64%	\$27,000
Mechanical Design Technology	249	3	100%	-	NA
Medical Assistant	529	37	83%	100%	\$26,466
Network Specialist-IT	272	11	75%	100%	\$31,200
Nursing Assistant	2,436	790	87%	56%	\$20,364
Nursing Associate Degree	771	147	95%	95%	\$45,756
Office Professional	1,327	9	62%	50%	NA
Paralegal	65	30	86%	69%	\$22,326
Paramedic-Emergency Medical Technician	13	26	100%	94%	\$39,996
Physical Therapist Assistant	551	20	88%	100%	\$40,044
Power Engineering and Boiler Operator	3	1	100%	-	NA
Practical Nursing	203	162	95%	100%	\$30,114
Print Technology	135	7	75%	100%	NA
Prototype and Design	4	12	100%	80%	\$31,602
Radiography	53	19	100%	83%	\$38,076
Respiratory Therapist	121	14	100%	100%	\$38,142
Supply Chain Management	46	13	73%	75%	\$39,564
Surgical Technologist	32	33	96%	46%	\$30,684
Web Development	29	12	75%	50%	NA
Welding	185	106	81%	74%	\$31,200
Wood Tech	46	14	90%	89%	\$20,796

### Report Definitions

**Number of Job Posted** – Program-related job openings (full- and part-time, in-state and out-of-state, 7/1/09 to 6/30/10) employers posted in the Wisconsin TechConnect online job search database, available to NWTC students and alumni by contacting Career Services. "NA." (not available) indicates programs for which a broad range of jobs apply, or where specific program-related jobs are not posted.

**Number of Graduates** – Count of program graduates as of survey date.

**Percent Employed** – Portion of survey respondents available for employment reporting full- or part-time employment approximately 6-months after graduation.

**Percent of Full-Time in Related Jobs** – Portion of survey respondents reporting full-time employment having a job related to their specific program of study.

**Median Annual Wage** – Of graduates reporting full-time, related jobs, this is the annualized salary of the middle graduate when salaries are ranked from low to high. "NA" (not available) indicates that there was insufficient wage data reported by that program's survey respondents.