


HOW TO:

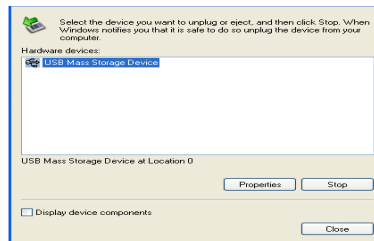
Eject a USB Flash Drive

ALWAYS unplug/eject the flash drive before removing it from the PC or you could lose important data.

1. Close all documents before ejecting.



2. Double Click on the Safely Remove Hardware icon in the system tray.

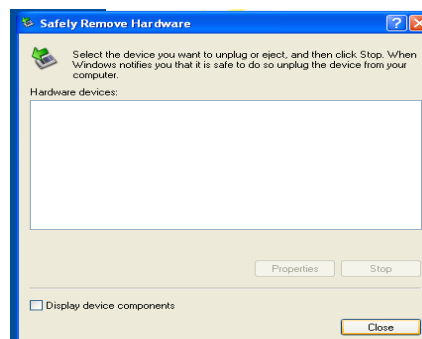


3. Select USB Mass Storage device.

- 4 Click **Stop**.



5. Click **Ok**.



6. Click **Close**.

Your USB is now safe to remove from the computer.