



Safari Tech Books online are primarily ebooks about computers, programming and technical issues.

ACCESSING SAFARI BOOKS THROUGH THE LIBRARY'S CATALOG

1. When searching NWTC's collection, you may find a resource with a location of [Electronic Book - Safari Tech Book Collection](#).
2. Click on the title to bring up the detailed record and then click on **Linked Resources: Click to read online.** This will connect you to Safari Tech Books. If you are **on-campus**, you will go directly to the ebook. **Off campus** you must enter your NWTC student or employee ID number to verify your affiliation with the College. If you do not know this number, please contact the Library at 920-498-5493 or use the email portion of the [Ask-A-Librarian](#).

ACCESSING SAFARI BOOKS THROUGH THE LIBRARY'S HOMEPAGE

1. **On campus:** from the Library home page www.nwtc.edu/library, select Safari Tech Books from the list.
2. **Off campus:** from the Library home page www.nwtc.edu/library, select Safari Tech Books from the list. You must be a Northeast Wisconsin Technical College student or employee. Please enter your student or employee ID number to verify your affiliation with the College. If you do not know this number, please contact the Library at 920-498-5493 or use the email portion of [Ask-A-Librarian](#).

SEARCHING SAFARI

Choose from the following search options:

- **Search** provides a single search field where you can search the entire site for book titles, section titles, code fragments, author, ISBN, or publisher. Type a search term in the box.
Click **GO >**.
- **Advanced Search** allows you to search by title, author, category, ISBN, publication year and publisher. With this option you can search multiple fields at a time. Fill in the appropriate boxes.
Click **SEARCH >**.

BROWSING





Choose from the following search options:

- **Browse by Category** gives you books by category and subcategory. The plus sign will show subcategories. All related titles will appear when selecting a category or subcategory.
- **View All Titles >** (in the very bottom left-hand corner) gives you the complete list of books included in the database.



VIEWING

Clicking on the title of a book will show the bibliographic information, summary of the book, and table of contents. From here you can:

- Click  to read the ebook.
- Select a specific section from the .
- Select a specific section from the  and navigate into the book.
- Click  to order a print copy from the publisher.
- You can e-mail selected portions of the book by using the [E-Mail This Page](#) button at the top of the screen.
- You can print selected portions of the book by using the **Print** button at the top of your browser.

**If you have any questions, please contact the library
1-800-422-NWTC, extension 5493.**