

NORTHEAST WISCONSIN TECHNICAL COLLEGE



District Board of Trustees

MEETING AGENDA AND EXHIBITS

Wednesday, May 10, 2023

**In-Person at the NWTC Green Bay Campus
2740 West Mason Street, Green Bay, WI 54303**



OUR VISION...

NWTC is a cutting-edge life-long learning college that transforms, strengthens, and inspires.

MISSION STATEMENT

We are a two-year technical college, serving Northeast Wisconsin by providing education, training, and life-long learning opportunities for all individuals and businesses leading to the development of a skilled and culturally inclusive workforce. Our customers stimulate the economic vitality of our district as a result of the application of skills and knowledge acquired through the completion of certificates, degrees, diplomas, and courses.

NWTC VALUE STATEMENTS

Customer Focus: We are committed to exceeding the service and learning expectations of our customers and our community.

Everyone Has Worth: We are committed to embracing the worth of every individual, creating a place for all people and promoting the respectful environment necessary for intellectual and personal discovery.

Passion and Inspiration: We have a personal passion for achieving the College's vision, inspiring and motivating others to action.

Creativity and Innovation: We are committed to energizing and fostering transformative change through challenging experiences, proactive thinking, and taking initiative.

Collaboration: We are committed to open communication, teamwork, and productive conflict that strengthen relationships and create better solutions.

Emotional Intelligence: We are committed to growth in our individual awareness through personal reflection, seeking input from others and aligning our actions.

Results and Accountability: We are individually and collectively accountable for the sustainable and optimal use of resources and the achievement of meaningful, measurable results.

Valuing Talent & Well Being: We are committed to fostering a mentally and physically healthy work environment that promotes learning and growth and attracts and retains talented people.

Ethics: We are committed to ethical and honest behavior and personal responsibility for living and modeling the values of NWTC.

NWTC Land Acknowledgment Statement

"The region served by Northeast Wisconsin Technical College occupies the ancestral home of the Menominee Nation, who have persisted here in Northeast Wisconsin from before recorded history to the present day. The College's Green Bay campus exists upon lands ceded to the Oneida Nation by the Menominee Nation. We acknowledge this land we stand upon today as sacred, historical, and significant to the Menominee and Oneida Nations, as are the lands of all sovereign First Nations People."



*NWTC Board of Trustees Meeting
Agenda*

May 10, 2023
12:00 p.m.

*NWTC Green Bay Campus Boardroom DO308
2740 West Mason Street, Green Bay, Wisconsin 54303*

Open Meeting & Roll Call – Please turn off all cell phones at this time.

The Board Chairperson will call the May 10, 2023 NWTC Board of Trustees meeting to order and request that roll call be taken at this time.

Guests

12:00 – 12:45

1. **Open Forum, Introduction of Guests, and Acknowledgements**

The Chairperson will ask for the introduction of any guests present at this time and invite public comment.

2. **Foundation Update (15 minutes)**

Crystal Harrison, Foundation Director and Tanessa Klug, Foundation Board President will provide an update at this time.

3. **District Board Update (20 minutes)**

Layla Merrifield, Executive Director, Wisconsin Technical College District Boards Association, will provide an update at this time.

4. **Student Senate (5 minutes)**

Joshua Wallschlaeger, Student Senate Officer, will provide an update at this time.

5. **Mission Moment (5 minutes)**

Meridith Jaeger, Vice President of College Advancement, will share a mission moment at this time.

Executive Session

12:45 – 1:30

The Board Chair will accept a motion to go into Executive Session in accordance with State Statute 19.85 (1) (c)¹ for the purpose of discussing the following items: 1. President’s Performance Evaluation and Incoming President’s Contract and Compensation.

Following the Executive Session, the Board Chair will accept a motion to return to the regular order of business.

Action Items (Roll Call Vote)

1:30 – 1:45

1. **Bills**

Detailed copies of the current disbursements for fiscal year 2023 for the month of April are being forwarded to the Board Treasurer for review and recommendation to the Board for payment. Additional listings of the bills are available in the District Office for review by any interested person. Included as Board Exhibit 1 is a copy of the certified 3rd quarter Capital Expenditures report for items over \$50,000.

It is recommended that the Board approve the April 2023 bills as presented and the certified 3rd quarter Capital Expenditures report for items over \$50,000.

2. **President’s Contract & Compensation**

It is recommended that the Board approve the incoming President’s compensation, benefits, and contract as discussed in Executive Session to be effective July 1, 2023.

Consent Agenda Items:

1:45 – 1:50

1. **Minutes**

The minutes of the April 12, 2023 Board meeting were sent to Board members prior to the May 10, 2023 Board meeting. It is recommended that Board approval be given for the April 12, 2023 Board meeting minutes.

2. **Faculty – New Hire**

A. Robbie Kumbier was the Selection Committee’s top choice for Electrical Power Distribution Instructor. Mr. Kumbier holds a Technical Diploma with High Honors in Electrical Power Distribution from Moraine Park Technical College. Since September 2019, Mr. Kumbier has been employed as the Electrical Power Distribution Lab Technician at Northeast Wisconsin Technical College. Prior to that, he was the Lead Lineman and Journeyman Lineman at New London Utilities. He has his CDL Driver’s License, First Aid/CPR Certification, and certifications in Electrical Power Distribution. Placement for this position would be at the level Faculty B, \$75,000.

It is recommended that Board approval be given for the appointment listed above.

¹ (c) Considering employment, promotion, compensation or performance evaluation data of any public employee over which the governmental body has jurisdiction or exercises responsibility.

3. Faculty - Resignation

With regret, we accept the following resignation notice:

- A. Jennifer Brinker – Energy Management Technology Instructor, who has been with the College since December 15, 2014, and has announced her resignation effective May 18, 2023.

It is recommended that Board approval be given for the resignation listed above.

4. Corporate Training & Economic Development (Contracts for Service)

Under the provisions of State Statutes 38.14 (3) and State Administrative Code WTCS 8, the District Board may enter into contracts to provide instructional or non-instructional services to public institutions, local governmental bodies, private institutions, industries, and businesses. District Board policy E240 delegates the authority to initiate a contract to the President, with the proviso that the contract is subject to retroactive approval by the Board. A report of fiscal year 2023 contracts pending Board approval is attached as Board Exhibit 2.

This report includes not only the in-district contracts but also the out-of-district and the out-of-state contracts. State Board Contract for Service Policy requires that the District Board receive a report at least quarterly on contracts entered into for which less than full cost is being charged. We have elected to provide the Board with this report on a monthly basis. This report uses a state formula in which the state annually calculates a percentage for indirect expenses (33.66% for on-campus and 27.75% for off-campus) such as administration, facilities, utilities, information systems, registration, counselors, insurance, etc., associated with a contract to determine full costs. The hourly rate of \$167.00 per hour along with the ability to project price was recommended by the department and approved by the Board. The intent is to recover the direct and indirect costs of delivering the services. Copies of the contracts are available for review by any interested person.

It is recommended that the Board approve the contracts for services identified in Board Exhibit 2.

Break

1:50 – 2:00

Reports

1. Roundtable Discussion: Black, African, and African American Communities

2:00 – 3:00

Facilitated by Dr. Sara Lam, Vice President of Diversity, Equity, and Inclusion, the Board will engage in a roundtable discussion with members of the Black, African, and African American communities.

2. Key Performance Outcomes

3:00 – 3:15

The end of 3rd quarter Key Performance Outcomes Status Report for Academic year 2023 is included with the Board packet as Board Exhibit 3 for review by the Board.

Included with the quarterly report are the FY 2023 Board Professional Development Account Status Report and the Operational and Capital Contingency Account Status Reports.

3. President's Report 3:15 – 3:40
- A. Enrollment Activity
 - B. Key Performance Outcomes
 - C. Legislative and Regulatory Issues (state & federal)
 - D. 8-Week Advantage
 - E. Current Events

4. Board Member Professional Development Updates 3:40 – 3:55

Board members will have an opportunity to report out on any professional development activities and/or conferences they have attended since the last Board meeting.

Break 3:55 – 4:00

Action Item

1. FY 2024 Budget Public Hearing

The Board Chair will accept a motion to adjourn the regular session for the purpose of conducting a Public Hearing on the FY 2024 Budget for Northeast Wisconsin Technical College (4:00 p.m.).

Following the Budget Public Hearing, the Board will return to the regular order of business to act on the FY 2024 Budget.

2. Adoption of the FY 2024 Budget

Staff recommends approval of the FY 2024 Budget as presented in the budget document and summarized in Board Exhibit 4 or as amended.

Next Board Meeting

The June 14, 2023 Board meeting will be held in the District Boardroom on the Green Bay Campus located at 2740 West Mason Street, Green Bay, WI 54303.

Board members and administration will have an opportunity to identify items that weren't identified prior to the preparation of the agenda for referral to administration or placed on a future board agenda.

Adjournment

The Board Chair will accept a motion to adjourn the May 10, 2023 Board meeting.



NORTHEAST WISCONSIN TECHNICAL COLLEGE



District Board of Trustees

Exhibits

May 10, 2023

**FY2023 & Prior Year Capital Budget for Items with Total Cost Greater than
\$50,000**

#	FY 2023 Approved Capital Projects	Original Budget	Third Quarter Expenditures	Budget Available
01	Netlab	50,100	-	50,100
02	NCMMTC Branding/Graphics	68,000	-	68,000
03	NCMMTC Electrical Trainers	75,000	-	75,000
04	NCMMTC Noise Reduction	80,000	7,736	27,839
05	SimMan 3G	84,000	-	(6,468)
06	Digital Impression Scanner	66,500	-	(3,759)
07	Surgical Tech Lab Remodel	779,600	30,551	300,887
08	GoReact	73,000	-	73,000
09	Remote Proctoring Software	130,000	-	130,000
10	Learning Management System	500,000	310,304	104,746
11	Tactical House Remodel Project	569,100	87,649	167,356
12	Public Safety Renovation	701,800	-	733,800
13	Mobile Training Wall System	77,400	-	34,756
14	Haz Mat Equipment	62,000	13,592	7,334
15	HVAC/R Electrical Trainers	70,000	-	(5,573)
16	Welder Replacement	59,000	-	18,562
17	Automotive Training Vehicles	100,000	25,160	74,841
18	Utility Trencher	85,000	-	-
19	Backhoe	60,000	-	2,000
20	Coordinate Measuring Machine	56,800	-	-
21	Machining Computer Lab	74,500	-	715
22	Automation Integreation Trainer	73,000	-	560
23	Battery Energy Storage	190,000	-	22,510
24	Agriculture (AG) Building Renovation	250,000	-	(9)
25-26	Computer Services	1,325,000	180,997	791,337
27-28	Information Technology Admin	275,000	-	75,000
29-31	Media Services	490,000	-	215,497
32-40	Network Services	2,719,000	836,091	870,331
41	District Wide Site Improvements	65,000	-	65,000
42	District Wide Security Improvements	75,000	23,934	69,295
43	District Wide Facilities Improvements	150,000	-	120,800
44	Artisan Center Purchase	150,000	-	150,000
45	District Wide Energy Improvements	500,000	184,250	24,163
46	District Wide MEP Improvements	935,000	46,951	812,973
47	District Wide Roof Improvements	950,000	21,375	516,554
48	Media Monitoring & Communication Platform	76,200	14,280	40,500
49	Shawano Front Office Remodel	72,500	56,641	2,181
50	Sturgeon Bay Men's Restroom Remodel	150,000	-	-
51	Ocelot Orientation Chatbot	60,000	-	(15,000)
52	Campus Care Parking Lot	75,000	-	75,000
53	Software Payable Expense	537,800	-	-
54	Capital Positions	1,381,300	270,042	629,199
55	Workday ERP Implementation	5,140,000	1,169,364	2,884,710
Total Current Year Expenditures			3,278,916	9,203,736

**FY2023 & Prior Year Capital Budget for Items with Total Cost Greater than
\$50,000**

#	Prior Year Approved Capital Projects	Original Budget	Third Quarter Expenditures	Budget Available
FY 2022 Projects				
01	NCMMTC Electrical Lab Upgrade	90,000	-	-
03	NCMMTC Instructor - Staff	312,700	4,099	(5,200)
04	NCMMTC Learning-Customer	475,000	72,110	216,755
05	Echocardiography Program	663,900	-	-
06	Classroom Refresh HS130	59,000	-	-
07	Radiographic X-ray Tube and Table	131,000	-	753
08	Marinette Campus Remodel	711,300	15,747	73,201
12	X-Ray Equipment	116,900	-	(24,851)
15	Cell Tower Installation	150,000	-	53,458
16	Computer Lifecycle	1,493,100	-	-
17-18	Information Technology Admin	593,500	-	258,300
19-20	Media Services Classroom Techn Life	337,700	18,529	(0)
20-29	Network Services	1,480,000	42,181	5,628
30	DW Security Improvements	70,000	4,436	4,428
31	DW Flooring Improvements	141,200	42,916	0
32	DW Furniture Improvements	110,500	25,586	34,410
34	DW MEP Improvements	229,600	-	129,106
35	DW Energy Improvements	298,900	-	-
36	DW Envelope Improvements	330,000	-	141,633
37	DW Facilities Improvements	824,000	152,971	147,692
39	DW Pavement Improvements	886,400	134,645	84,680
40	Artisan Center Purchase	450,000	-	6,391
42	Sturgeon Bay Main Women's	150,000	-	-
45	Classroom Refresh SC322	51,400	-	-
46	Classroom Refresh SC311	55,000	-	-
50	DW Site Improvements	55,000	9,841	4,297
52	HS Level 1 Project	700,000	-	-
FY 2021 Projects				
14	Echocardiography Program Remodel	427,100	-	-
15	K-12 Capital	59,000	-	59,000
23	MobileModular DCAC Trainer	165,700	55,134	23,580
27	Additive Manufacturing / Industry 4.0 Project	700,000	-	17,555
31-35	Information Technology Admin	1,702,500	29,934	110,863
49	DW ADAAG Improvements	200,000	-	5,128
51	DW Energy / HVAC Improvement	250,000	-	-
54	DW Pavement Improvements	570,000	137	-
FY 2020 Projects				
31	DW Design Services	200,000	8,020	59,653
Total Prior Year Expenditures			616,283	1,406,460

FY2023 & Prior Year Capital Budget for Items with Total Cost Greater than \$50,000

Grand Total Expenditures for Third Quarter

3,895,200

I certify that at the time of the report the expend Third Quarter of FY2023. These are in accordance with Wisconsin Statue Chapter 38 and Wisconsin Technical College System Chapter 6. The Board will review and approve this report.



Dr. H. Jeffrey Rafn
President



Daniel Mincheff
VP, Business & Technology

APRIL BOARD REPORT

Proposed Contract Training 2022/2023

Indistrict*		START	EST	EST	
CLIENT NAME	CONTRACT DESCRIPTION	DATE	REVENUE	EXPENSE	MARGIN
Aurora Medical Center-Bay Area	Hosp. First Receiver 4.11.23	4/11/2023	3,600.00	2,108.12	1,491.88
Family Services	Threat Awareness 4.4.23	4/4/2023	985.00	580.23	404.77
Multiple Recipient Business & Industry	OSHA #500_Spring 2023	4/11/2023	1,050.00	3,015.00	-1,965.00
Multiple Recipient Business & Industry	Leadership Academy_Online_MicroCredential	4/12/2023	2,796.00	0.00	2,796.00
Multiple Recipient Business & Industry	Forklift Operator Training	4/13/2023	1,074.00	717.90	356.10
Fusion Integrated Solutions LLC	Fluid Power Training	4/28/2023	5,575.00	3,068.35	2,506.65
Coalition to save Menominee River Inc	Facility Use Save Menominee River Apr-May 2023	4/6/2023	0.00	0.00	0.00
EMT International	2023 EMT Sales Training	4/19/2023	1,295.00	739.24	555.76
Hatco Corp - Sturgeon Bay	Spring 2023 TL-2 and TL-3	4/10/2023	11,800.00	6,997.00	4,803.00
REDI Transports	REDI Transport-Firearms Apr 21	4/17/2023	150.00	60.00	90.00
Belmark Inc	ISO Audit	4/5/2023	2,355.00	1,412.91	942.09
Superior Resource Group	Qualifications 4/3 - 4/6/23	4/3/2023	5,987.57	3,545.18	2,442.39
Samuel Pressure Vessel Group	STM 4/2023	4/14/2023	1,400.00	751.50	648.50
Multiple Recipient Business & Industry	How to Lead When You Are Not a Leader	4/17/2023	237.00	242.21	-5.21
Trident Maritime Systems	Qualifications 4/14/23	4/14/2023	915.77	464.08	451.69
Superior Resource Group	Qualifications 4/10 - 4/13/23	4/10/2023	3,795.40	2,136.69	1,658.71
Multiple Recipient Business & Industry	Cupping Massage Spring 2023	4/29/2023	990.00	600.32	389.68
Cruisers Yachts	test	4/24/2023	500.00	295.70	204.30
Multiple Recipient Local Gov	Crime Prevention Specialist - April 2023	4/11/2023	2,262.00	1,582.45	679.55
Multiple Recipient Local Gov	LESB SFST Instructor - April 2023	4/6/2023	1,400.00	894.94	505.06
Multiple Recipient Local Gov	LESB Biennial Vehicle Pursuit Training FY21-23 April 6, 2023	4/6/2023	520.00	233.77	286.23
Multiple Recipient Local Gov	LESB Biennial Vehicle Pursuit Training FY21-23 April 27, 2023	4/27/2023	520.00	233.77	286.23
Multiple Recipient Local Gov	Grant Writing - April 2023	4/24/2023	4,784.00	4,000.00	784.00
Multiple Recipient Local Gov	Flashover Simulation - Silver Creek April 2023	4/22/2023	2,250.00	1,188.44	1,061.56
Multiple Recipient Local Gov	Flashover Simulation - New Holstein April 2023	4/29/2023	2,250.00	1,053.78	1,196.22
Georgia Pacific-Broadway	Fire Brigade 2023	4/5/2023	13,360.00	3,340.03	10,019.97
Ashwaubenon Dept of Public Safety	Ashwaubon PS - Spring In-Service 2023	4/19/2023	2,500.00	1,377.92	1,122.08
Austin Straubel Airport	Austin Straubel Airport Public Safety - EMT Refresher 2023	4/17/2023	2,250.00	1,687.95	562.05
Cerebral Palsy Inc	CPR Heartsaver AED & Heartsaver First Aid	4/20/2023	4,091.00	3,112.48	978.52
Green Bay Periodontics & Implant	BLS Refresher	4/27/2023	890.00	706.25	183.75
Hatco Corp - Sturgeon Bay	Lean Experience w/ Katie Labeledz	4/1/2023	13,327.00	7,692.15	5,634.85
Green Bay Police Department	GBPD - CIT Training April 2023	4/24/2023	4,868.27	4,368.27	500.00
REDI Transports	REDI Transports - Firearms April 25, 2023	4/25/2023	250.00	0.00	250.00
REDI Transports	CPR Heartsaver AED	4/25/2023	990.00	767.17	222.83
Multiple Recipient Local Gov	Homicide Conference 2023	4/4/2023	7,975.00	7,388.00	587.00
Alpine Resort and Cottages	CPR Heartsaver AED & Heartsaver First Aid	4/29/2023	2,710.00	2,548.28	161.72
Denmark Fire Department	Denmark FD - Flashover April 10, 2023	4/10/2023	1,500.00	972.12	527.88
Suamico Fire Department	Suamico FD - Blue Card April 2023	4/6/2023	325.00	250.99	74.01
Little Rapids Corp	STM Assessments April 2023	4/25/2023	875.00	544.98	330.02
Imperial Supplies	Product Training March 2023	4/11/2023	3,900.00	1,828.83	2,071.17
Superior Resource Group	Qualification 4/17/23	4/17/2023	945.03	545.56	399.47
Belmark Shawano	WAT GR256 FY23	4/3/2023	23,138.00	13,698.00	9,440.00
TOTAL			\$142,386.04	\$86,750.56	\$55,635.48

Out of District	START	EST	EST
-----------------	-------	-----	-----

* Margin represents the difference of Estimated Revenue and Estimated Direct Contract Expenses.

** Estimated Revenue must be equal to or greater than Full Cost.

APRIL BOARD REPORT

Proposed Contract Training 2022/2023


CLIENT NAME	CONTRACT DESCRIPTION	DATE	REVENUE	EXPENSE	MARGIN		
Miller Electric Manufacturing Co	FY2223 Welding Qualifications 18	4/3/2023	3,006.00	1,150.63	1,855.37		
Miller Electric Manufacturing Co	FY2223 Welding Qualifications 12	4/10/2023	2,004.00	767.09	1,236.91		
City Gas Co	Gas Appliance Relight & Safety Inspection Training	4/27/2023	2,800.00	1,229.86	1,570.14		
Intercon Construction Inc	Gas Appliance Relight & Safety Inspection Training	4/25/2023	2,650.00	1,364.10	1,285.90		
Miller Electric Manufacturing Co	FY2223 Welding Qualifications 12	4/17/2023	2,004.00	767.09	1,236.91		
Waupaca County Sheriffs Department	Waupaca SO - Dive Equipment Specialist April 2023	4/3/2023	625.00	500.00	125.00		
Assured Private Investigations	API Firearms Training - April 28, 2023	4/28/2023	200.00	80.00	120.00		
Village of Oostburg	CDL Class B Auto with Airbrakes - Brandon Kwiatkowski	4/17/2023	2,805.55	340.00	2,465.55		
Miller Electric Manufacturing Co	FY2223 Welding Qualifications 18	4/24/2023	3,006.00	1,150.63	1,855.37		
TOTAL			\$19,100.55	\$7,349.40	\$11,751.15		
Out of State**		START	EST	EST			
CLIENT NAME	CONTRACT DESCRIPTION	DATE	REVENUE	EXPENSE	MARGIN	FULL COST	
Creative Composites Inc	HAS Certification	4/4/2023	400.00	127.85	272.15	255.96	
LDR Worldwide	CDL Prep-Martinez-2023-04-19	4/19/2023	2,500.00	330.00	2,170.00	330.00	
NPL Construction Co	Gas Appliance Relight & Safety Inspection Training	4/24/2023	3,180.00	1,719.67	1,460.33	1,992.41	
KK Integrated Logistics	Aerial Lift/Train Trner 4.2023	4/20/2023	1,200.00	437.30	762.70	557.54	
TOTAL			\$7,280.00	\$2,614.82	\$4,665.18	\$3,135.91	
Contract Total for April = 55			APRIL CONTRACT TRAINING GRAND TOTAL		\$168,766.59	\$96,714.78	\$72,051.81

* Margin represents the difference of Estimated Revenue and Estimated Direct Contract Expenses.

** Estimated Revenue must be equal to or greater than Full Cost.



The NWTC Equity Advantage

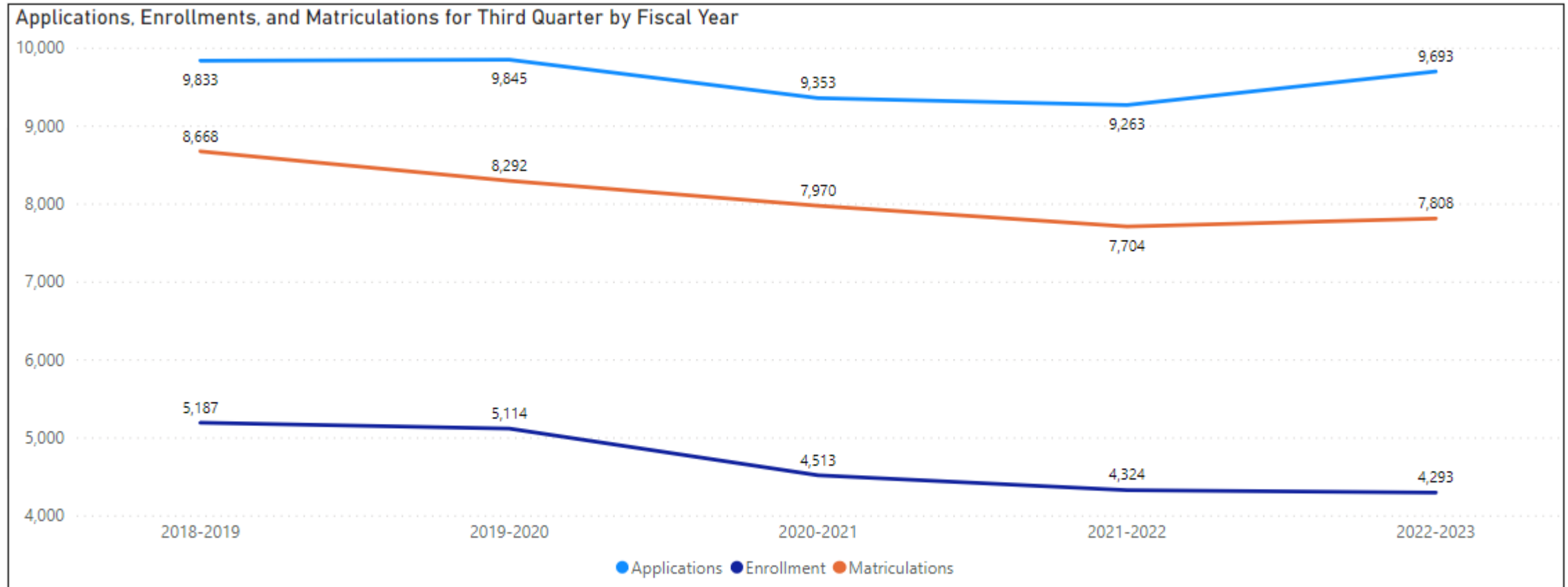


Key Performance Indicator Outcomes Third Quarter, Academic Year 2022-2023

Number of Program Applications Approaching Pre-Pandemic Level, However the Yield to Enrollment has Not Recovered



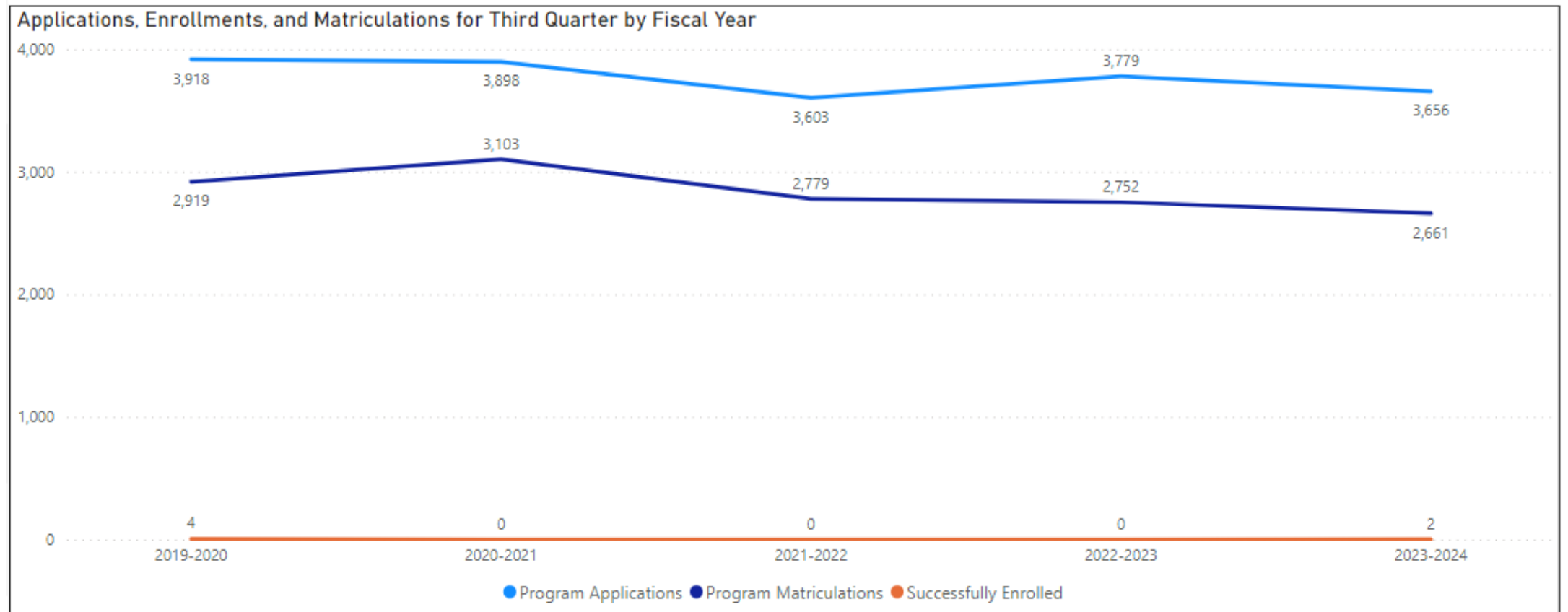
Recruitment KPI's for the Current Academic Year (2022-2023)



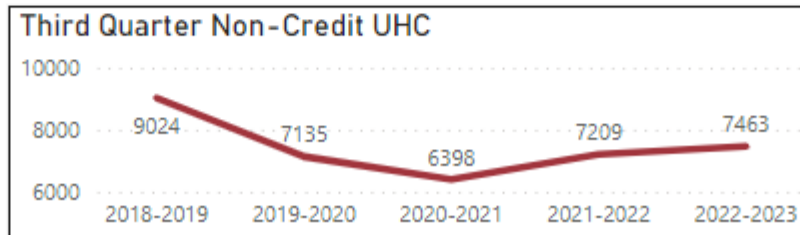
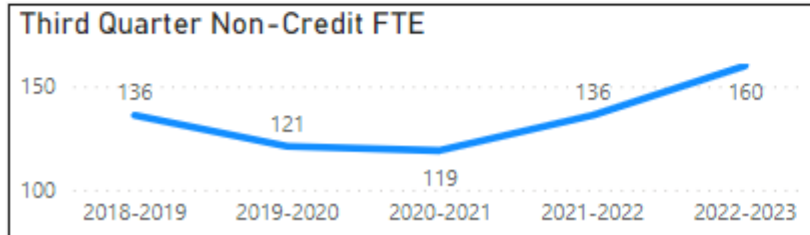
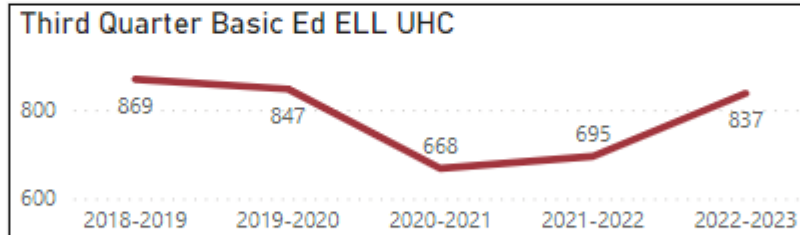
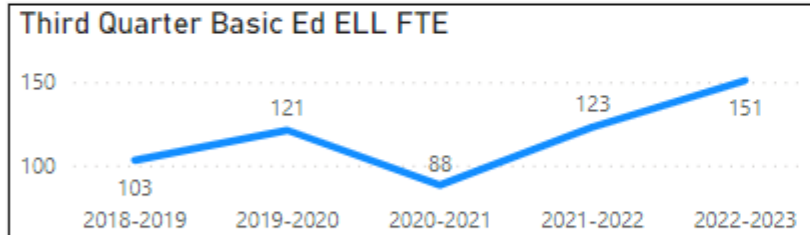
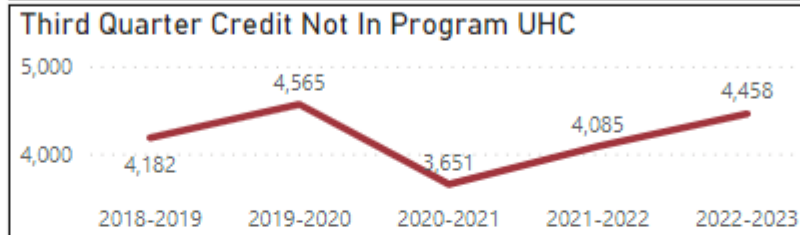
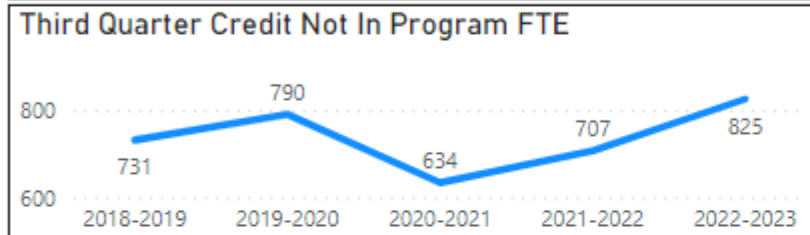
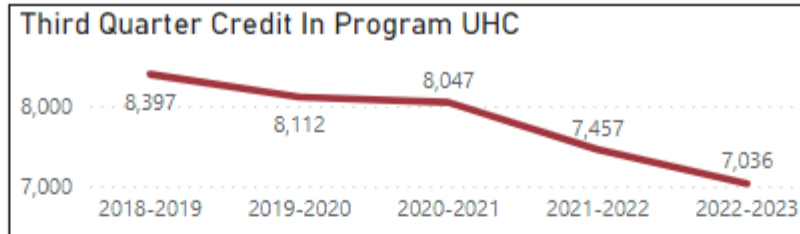
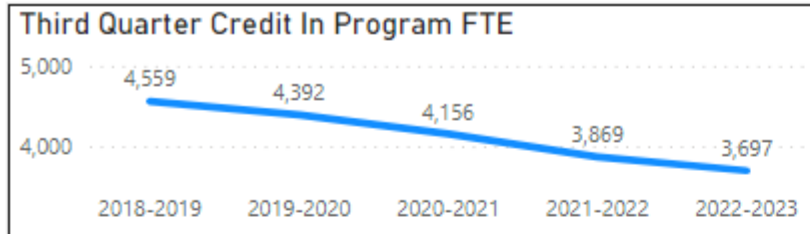


Number of Applications for Next Academic Year Dips but Yield to Matriculation Remains the Same. Note that at this Time of Year less than 40% of Applications for the Upcoming Academic Year have Been Received

Recruitment KPI's for the Future Academic Year (2023-2024)



All Categories Except for Credit in Program Continue Growth in Enrollment Since the Low Point of Academic Year 2020-2021



2023 Q3 FTE Compared to Q3 Prior Year

All Credit and Non-Credit FTE Change	-0.1%
Credit In Program FTE Change	-4.4%
Credit Not In Program FTE Change	16.7%
Basic Ed ELL FTE Change	22.8%
Non-Credit FTE Change	17.6%

2023 Q3 UHC Compared to Q3 Prior Year

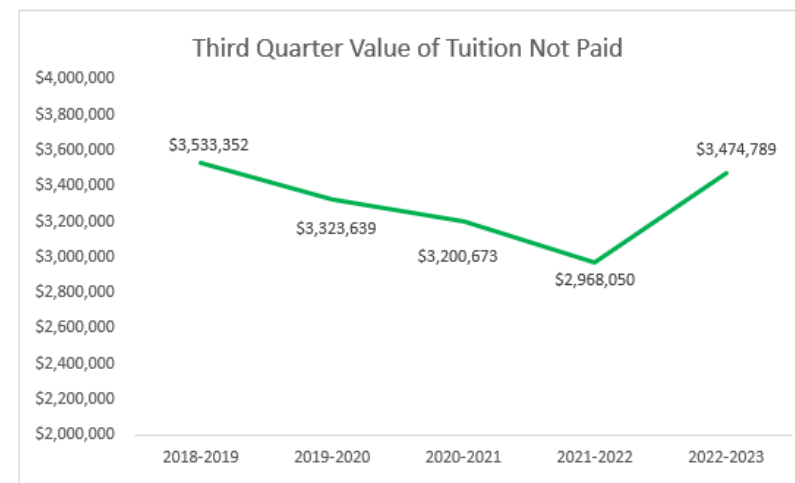
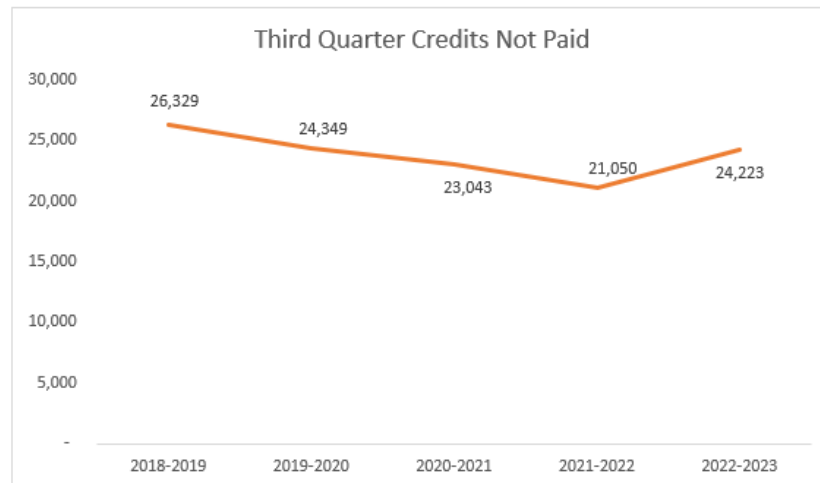
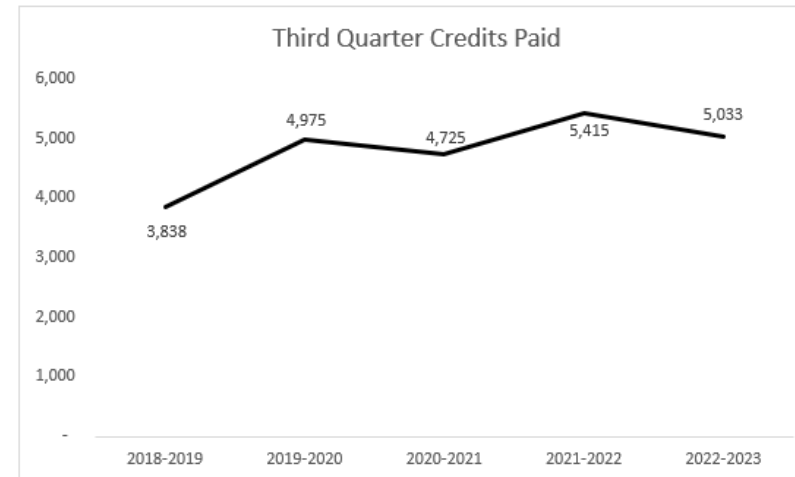
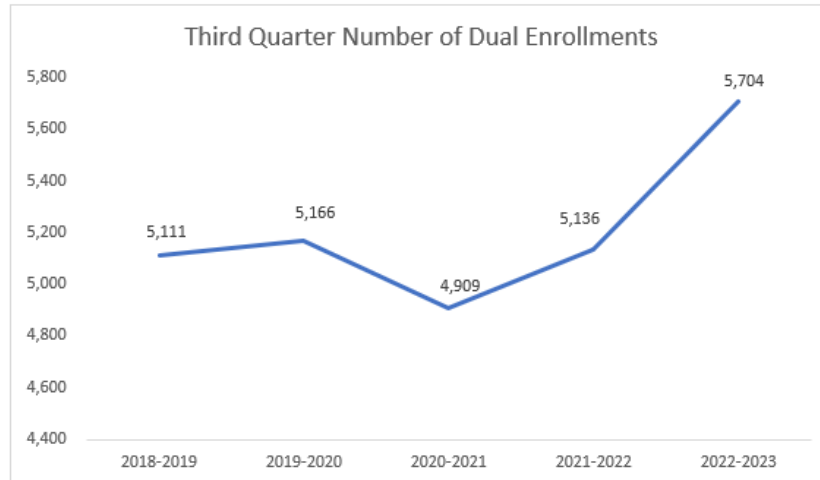
All Credit and Non-Credit UHC Change	1.8%
Credit In Program UHC Change	-5.6%
Credit Not In Program UHC Change	9.1%
Basic Ed ELL UHC Change	20.4%
Non-Credit UHC Change	3.5%

Source: Credit In Program - Credit Not In Program



Combination of a Record Level Dual Enrollments and an Increase in Credits Not Paid Results in Almost \$3.5 Million Tuition Saved by Students

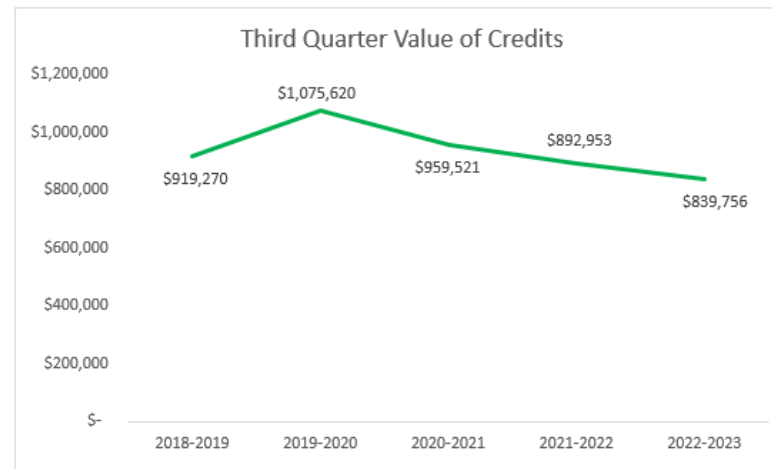
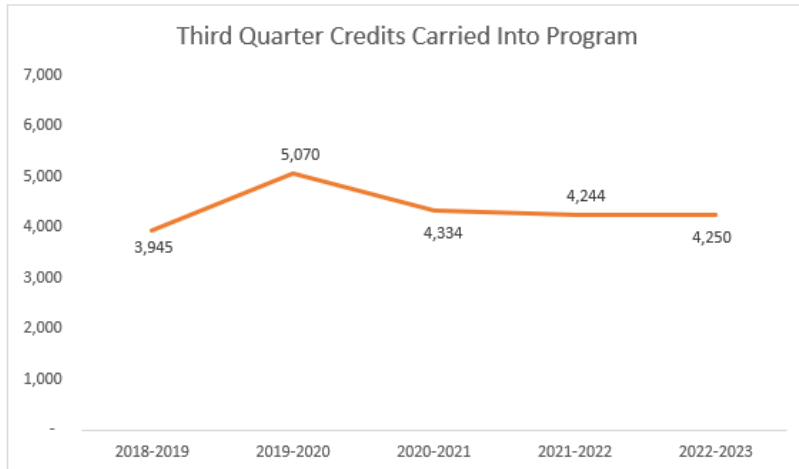
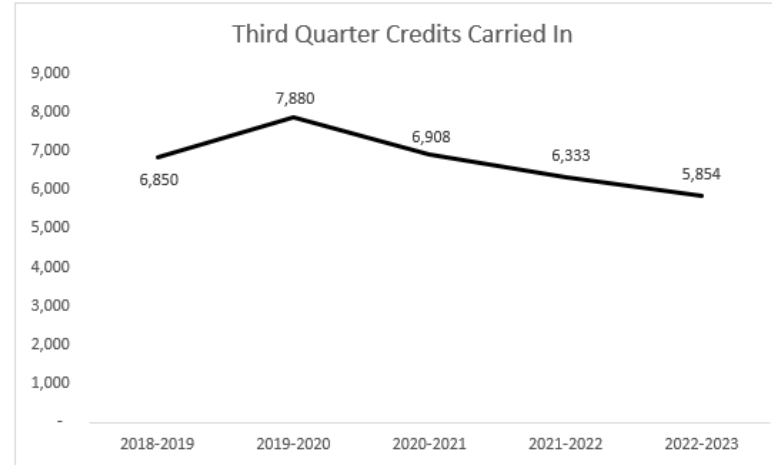
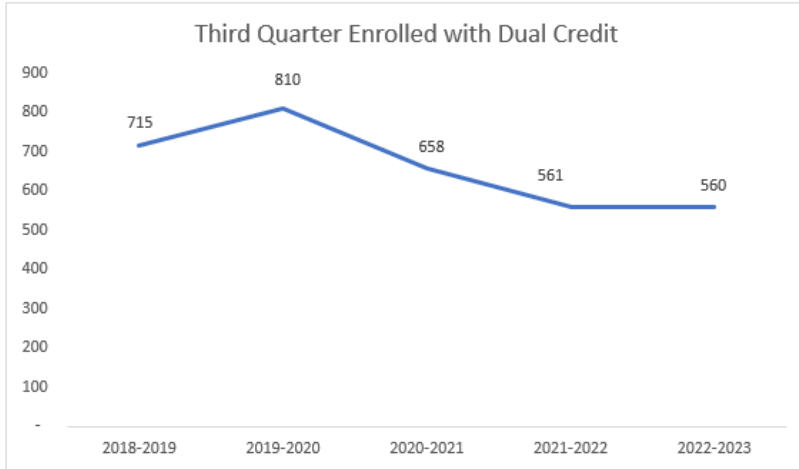
High School Students with NWTC Dual Credit Enrollments



Students Carried in 4,250 Credits at a Value of \$609,662 in Their Program of Study



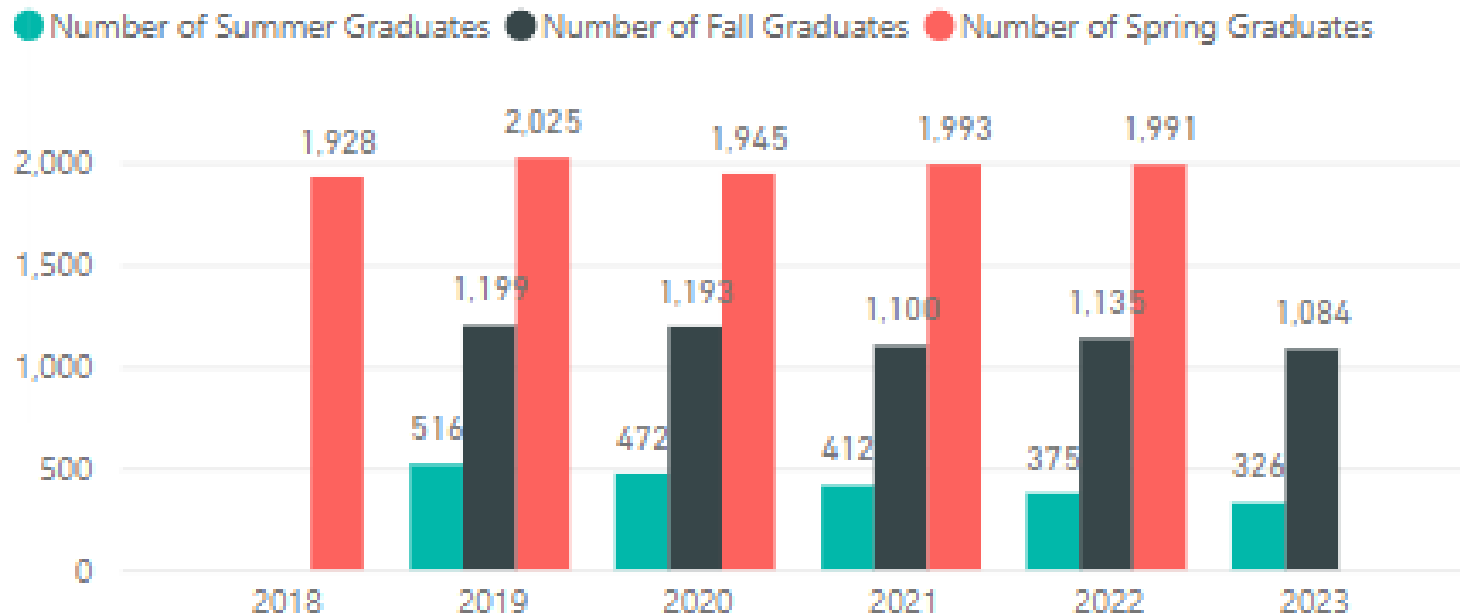
High School Graduates Carrying Dual Credits into NWTC



NWTC Had 51 Fewer Fall Graduates Than Prior Year



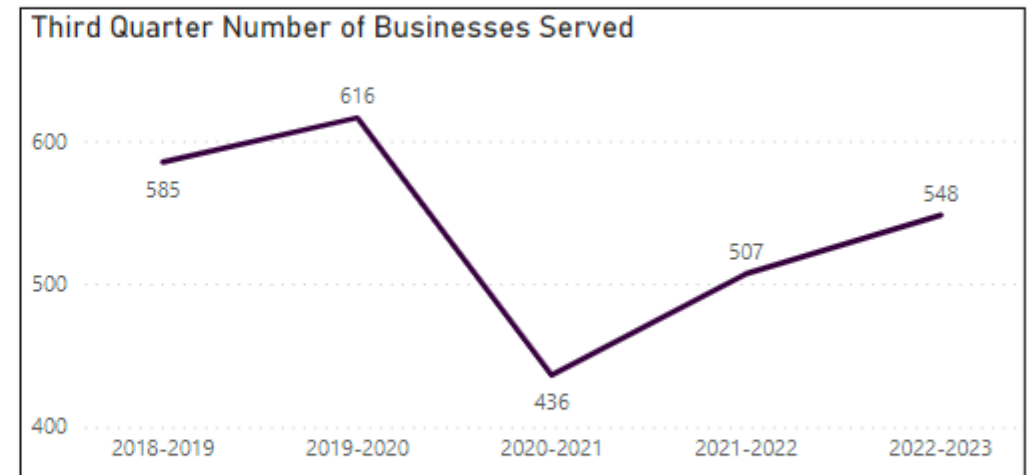
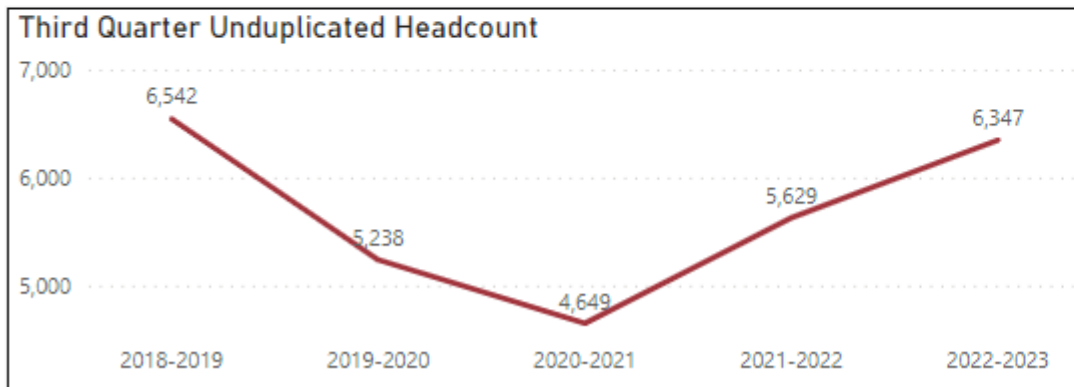
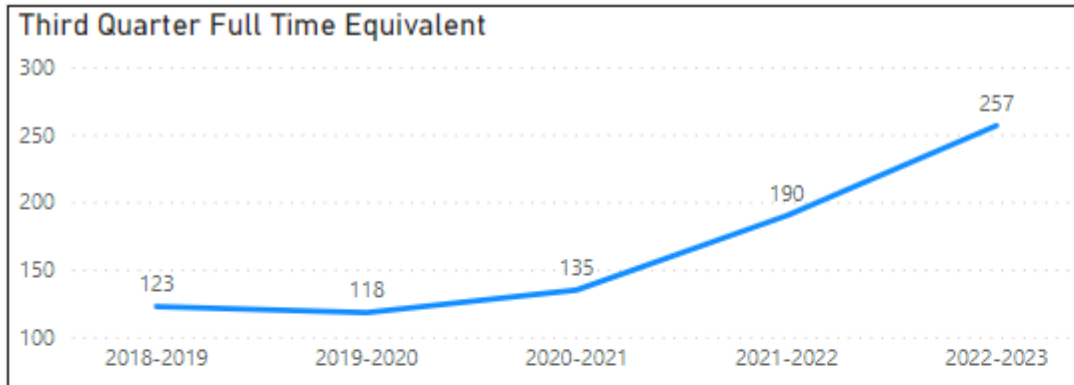
Number of Graduates by Term and Year



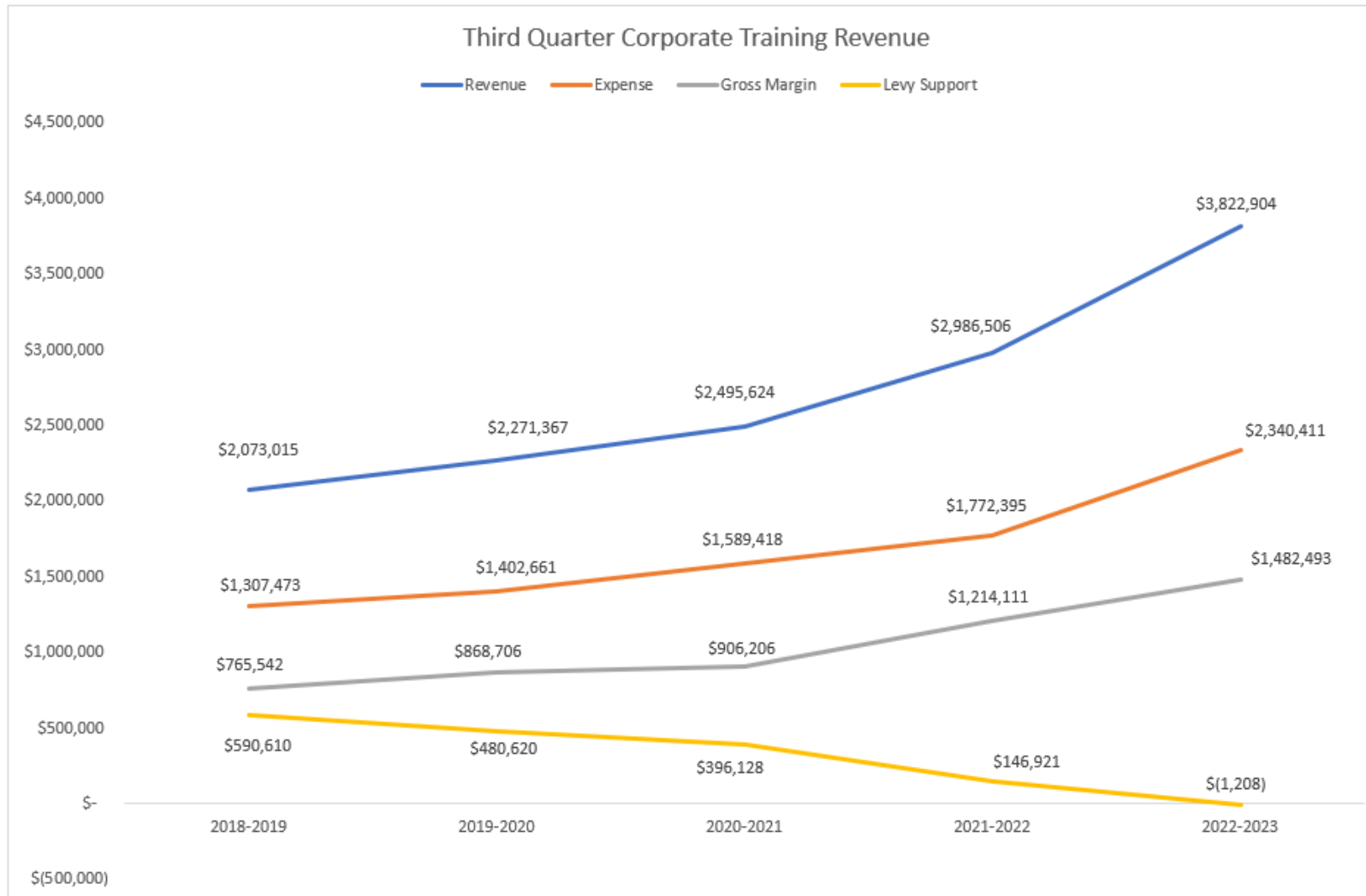
CTED Continues its Growth in the Amount of Training per Student as it Maintains Significant growth in FTE and Unduplicated Headcount



Incumbent Workers Trained and Businesses Served by Corporate Training and Economic Development (CTED)



Direct Expenses per Trainee Coupled with Continued 28% Growth in Revenue Results in a Margin of 39%, Eliminating, for the First Time, the Need for Tax Levy Support



NWTC College Metrics Report - Third Quarter, Fiscal Year 2022-2023

Key Performance Indicators	FY22 Q3 (Mar 31, 2022)	FY23 Q3 (Mar 31, 2023)	Variance to FY23 Q3 - FY22 Q3
New Enrollment in Programs - UHC			
# Applications	9,263	9,693	430
# Admitted/Matriculated	7,704	7,808	104
# Successfully Enrolled	4,324	4,293	(31)
% of Apps Enrolled	46.70%	44.30%	(2.4)
Continuing Student			
Cont. Student Successful Enrollment	5,369	5,565	196
Enrollment FTE			
# FTE (from DataMine)	4,836	4,833	(3)
Enrollment UHC			
Total UHC	19,431	19,778	347
# UHC - Ethnicity			
African American	724	761	37
Asian	519	527	8
Hispanic	1,659	1,986	327
Native American	672	776	104
Other	152	194	42
White (DM)	15,705	15,534	(171)
Early College Enrollment UHC			
# Dual Enrollments (UHC)	5,136	5,704	568
Credits Paid (yo,co,app)	5,415	5,033	(382)
Credits Not Paid (transcripted)	21,050	24,223	3,173
# Dual Credit Enroll in Year of Grad	561	560	(1)
# Credits Carried In	6,333	5,854	(479)
Value of Credits Carried In	\$ 892,953.00	\$ 839,756.30	(\$ 53,196.70)
Corporate Training and Economic Development (CTED)			
Unduplicated Headcount	5,629	6,347	718
Number of Businesses Served	507	548	41
CTED Revenue	\$ 2,986,506.00	\$ 3,822,904.36	\$ 836,398.36
CTED Levy Support	(\$ 146,921.00)	\$ 1,207.83	(\$ 148,128.83)
CTED Expense	\$ 3,133,427.00	\$ 3,821,696.53	(\$ 688,269.53)
CTED Gross Margin	\$ 1,214,111.00	\$ 1,482,493.49	\$ 268,382.49
Key Performance Indicators	FY22 Q3 for AY 22-23	FY23 Q3 for AY23-24	Variance to FY23 Q3 - FY22 Q3
New Enrollment in Programs - UHC			
# Applications	3,779	3,656	(123)
# Admitted/Matriculated	2,752	2,661	(91)
% of AppsAdmitted (Matriculated)	72.82%	72.78%	(0.0)

**Northeast Wisconsin Technical College
 FY 2023 Board of Trustees Travel & Membership Budget Report
 As of March 31, 2023**

	Budget	Expended	% of Budget Expended	Budget Remaining
Travel to Meetings & Conference Travel	\$18,000	\$19,175	106.5%	(\$1,175)
Boards Association Membership	45,000	43,499	96.7%	1,501
Total	\$63,000	\$62,674	99.5%	\$326

**Northeast Wisconsin Technical College
FY 2023 Capital Reserve Account Status
As of March 31, 2023**

	Unobligated Balance as of June 30, 2022	Reserve Additions	Obligations	Remaining
Moveable Equipment				
\$50,000 and Under		545,066	189,575	
10 - Learning Management System			196,800	
18 - Utility Trencher		1,933		
20 - Coordinate Measuring Machine		2,900		
21 - Machining Computer Lab		40,694		
23 - Battery Energy Storage		167,490		
25 - 26 Computers Services			76,994	
54 - Capital Positions			117,000	
56 - SC Level 3 Science Labs			1,000,000	
FY21 - 14 Echocardiography Program Remodel		18,096		
FY22 - 06 Classroom Refresh HS130		13,865		
FY22 - 20-29 Network Services		4,745		
FY22 - 32 DW-Furniture Improvements			29,232	
FY22 - 45 Classroom Refresh-SC322			6,099	
FY22 - 46 Classroom Refresh SC311		12,437		
FY22 - 52 HS Level 1 Project		0		
Interest Earned		33,708		
Total	1,007,161	840,934	1,615,701	232,395
Building Remodeling & Improvement				
\$50,000 and Under				
12 - Public Safety Renovation			32,000	
21 - Machining Computer Lab			0	
50 - Sturgeon Bay Men's Restroom			6,160	
54 - Capital Positions		58,000		
FY21 - 14 Echocardiography Program Remodel		22,856		
FY22 - 06 Classroom Refresh HS130		16,702		
FY22 - 42 Sturgeon Bay Women's Restroom			175	
FY22 - 45 Classroom Refresh SC322		15,011		
FY22 - 46 Classroom Refresh SC311		10,919		

**Northeast Wisconsin Technical College
 FY 2023 Capital Reserve Account Status
 As of March 31, 2023**

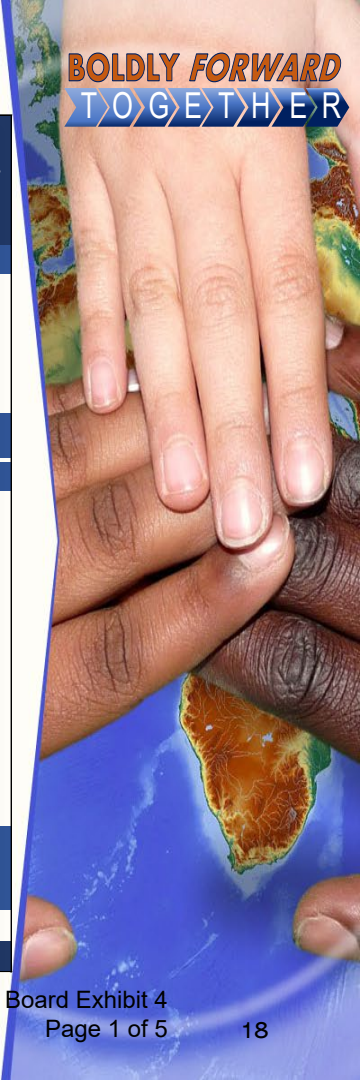
	Unobligated Balance as of June 30, 2022	Reserve Additions	Obligations	Remaining
Interest Earned		18,073		
Total	31,885	141,561	38,336	135,110
Land/Site Improvement				
\$50,000 and Under				
54 - Capital Positions		10,000		
FY21 54 - DW Pavement Improvements			1,278	
Interest Earned		6,747		
Total	55,981	16,747	1,278	71,451
Total	1,095,027	999,243	1,655,314	438,956

Revenues

**BOLDLY FORWARD
TOGETHER**

	FY 2022 Actual*	FY 2023 Budget	FY2024 Budget	Major Differences (000,000) FY2024 vs FY 2023	% Change FY 2024 vs FY 2023
General Fund					
Local Government	\$ 13,725,566	\$ 12,750,000	\$ 13,770,000	\$ 1.02	8.0%
Property Tax Relief State Aid	33,807,564	34,895,624	34,895,624	0.00	0.0%
General State Aids	9,622,258	9,864,376	11,734,376	1.87	19.0%
Tuition & Fees	20,352,730	21,930,000	21,515,000	(0.42)	(1.9%)
Institutional Revenue/Other	614,175	570,000	570,000	0.00	0.0%
Total General Fund Revenues	\$ 78,122,293	\$ 80,010,000	\$ 82,485,000	\$ 2.48	3.1%
Other Funds					
Local Taxes-Other Funds	\$ 1,638,603	\$ 2,211,327	\$ 2,279,948	\$ 0.07	3.1%
Local Taxes-Debt Service	19,611,981	20,030,000	21,308,000	1.28	6.4%
Restricted Rev-State, Fed. & Private Grants	11,327,372	7,083,183	4,058,189	(3.02)	(42.7%)
Restricted Rev-Corp. Training & Econ. Devel.	4,666,373	4,624,300	5,518,500	0.89	19.3%
Restricted Rev-Early College	3,489,534	3,500,000	3,500,000	0.00	0.0%
Capital Projects/Equipment	305,624	50,600	25,000	(0.03)	(50.6%)
Capital Projects/Equipment HEERF Funding	545,725	-	-	0.00	0.0%
Debt Service	25,143	25,000	25,000	0.00	0.0%
Enterprise	4,717,966	4,819,000	4,658,000	(0.16)	(3.3%)
Self Insurance Fund	11,974,529	12,385,000	12,260,000	(0.13)	(1.0%)
Student Involvement	1,237,007	1,327,000	1,342,000	0.02	1.1%
Student Financial Aid	14,719,565	9,366,000	10,311,000	0.95	10.1%
Total Other Fund Revenues	\$ 74,259,422	\$ 65,421,410	\$ 65,285,637	\$ (0.14)	(0.2%)
Total All Revenues	\$ 152,381,715	\$ 145,431,410	\$ 147,770,637	\$ 2.34	1.6%
Loan Proceeds	14,450,000	20,300,000	21,560,000	1.26	6.2%
Total All Fund Resources	\$ 166,831,715	\$ 165,731,410	\$ 169,330,637	\$ 3.60	2.2%

*Actual on a Budgetary Basis



Expenditures

**BOLDLY FORWARD
TOGETHER**

	FY 2022 Actual*	FY 2023 Budget	FY 2024 Budget	Major Differences (000,000) FY 2024 vs FY 2023	% Change FY 2024 vs FY 2023
General Fund					
Personnel	\$67,724,452	\$70,710,000	\$72,629,900	\$ 1.92	2.7%
Supplies, Minor Equipment, & Postage	2,822,412	2,713,000	2,939,000	0.23	8.3%
Rental & Repair	1,990,782	1,785,000	1,818,000	0.03	1.8%
Purchased Service	1,843,438	2,115,000	2,371,100	0.26	12.1%
Travel & Professional Development	510,308	524,575	539,000	0.01	2.7%
Accreditation & Institutional Membership	301,503	250,425	250,000	(0.00)	(0.2%)
Other Current Expenditures	1,907,306	2,462,000	2,579,000	0.12	4.8%
Utilities	1,747,065	1,600,000	1,600,000	0.00	0.0%
Total General Fund Expenditures	\$78,847,266	\$82,160,000	\$84,726,000	\$ 2.57	3.1%
Other Funds					
Restricted Rev-State, Fed. & Private Grants	8,385,712	6,062,610	4,888,637	\$ (1.17)	(19.4%)
Restricted Rev-Corp. Training & Econ. Devel.	4,706,096	5,174,300	5,868,500	0.69	13.4%
Restricted Rev-Early College	3,582,736	3,500,000	3,931,600	0.43	12.3%
Capital Projects/Equipment	13,882,485	21,695,000	22,181,800	0.49	2.2%
Capital Projects/Equipment HEERF Funding	690,145	-	-	0.00	-
Debt Service	22,352,939	21,890,000	21,011,000	(0.88)	(4.0%)
Enterprise	5,127,775	5,225,900	5,164,400	(0.06)	(1.2%)
Self Insurance Fund	13,536,363	12,785,000	12,260,000	(0.53)	(4.1%)
Student Involvement	1,026,268	1,272,000	1,342,000	0.07	5.5%
Student Financial Aid	14,923,076	9,566,000	10,531,000	0.97	10.1%
Total Other Fund Expenditures	\$ 88,213,595	\$ 87,170,810	\$ 87,178,937	\$ 0.01	0.0%
Total All Fund Expenditures	\$ 167,060,861	\$ 169,330,810	\$ 171,904,937	\$ 2.57	1.5%



*Actual on a Budgetary Basis

General Fund Balance

**BOLDLY FORWARD
TOGETHER**

	FY 2022 Actual	FY 2023 Budget	FY 2023 Projected	FY 2024 Budget
Operating General Fund Balance - Beginning	\$25,712,297	\$28,042,000	\$28,326,416	\$27,956,416
Revenues Over (Under) Expenditures	(1,123,440)	(1,720,000)	(1,070,000)	(1,755,800)
Transfers From (To) Other Funds	(17,231)	240,000	(960,000)	(15,000)
Net Add (Draw From) Operating Fund Balance	(1,140,671)	(1,480,000)	(2,030,000)	(1,770,800)
HEERF Funding (Lost Revenue & Indirect Admin)	3,754,790	2,050,000	2,660,000	0
Transfer to The Eagle's Fund	-	(1,000,000)	(1,000,000)	0
Operating General Fund Balance - Ending	\$28,326,416	\$27,612,000	\$27,956,416	\$26,185,616
The Eagle's Fund Balance - Beginning	\$0	\$0	\$0	\$570,000
Transfer from the Operating General Fund Balance	-	1,000,000	1,000,000	0
The Eagle's Fund Expenditures	-	(430,000)	(430,000)	(485,200)
Net Add (Draw From) The Eagle's Fund Balance	-	570,000	570,000	(\$485,200)
The Eagle's Fund Balance - Ending	\$0	\$570,000	\$570,000	\$84,800
Total General Fund (Operating & Eagle's) Balance - Ending	\$28,326,416	\$28,182,000	\$28,526,416	\$26,270,416
Total General Fund Expenditures (Operating Only)	\$79,245,733	\$82,160,000	\$79,500,000	\$84,240,800
Total Unreserved Fund Balance as a % of Expenditures	35.7%	34.3%	35.9%	31.2%
20% Floor	\$15,849,147	\$16,432,000	\$15,900,000	\$16,848,160
Balance Above 20% Floor	\$12,477,269	\$11,750,000	\$12,626,416	\$9,422,256

Funding Sources for Capital Budget

**BOLDLY FORWARD
TOGETHER**

Debt Proceeds	\$	21,560,000
Software Payable		596,800
Total Funding	\$	22,156,800



Tax Levy

**BOLDLY FORWARD
TOGETHER**

	FY 2022 Actual*	FY 2023 Revised Budget	FY 2024 Budget	% Change FY2024 vs FY 2023
Tax Levy:				
Operating Levy	\$ 14,536,534	\$ 14,240,399	\$ 15,061,027	5.8%
Operating Levy from Net New Construction	793,342	820,628	820,000	(0.1%)
Debt Levy	19,611,981	20,819,023	21,308,000	2.3%
Total Levy	\$ 34,941,858	\$ 35,880,050	\$ 37,189,027	3.6%
Equalized Value	\$47,322,051,411	\$54,095,444,000	\$55,366,686,934	2.4%
Operating Mill Rate	0.32395	0.27842	0.28683	3.0%
Debt Mill Rate	0.41444	0.38486	0.38485	0.0%
Total Mill Rate	<u>0.73839</u>	<u>0.66328</u>	<u>0.67168</u>	<u>1.3%</u>

*Actual on a Budgetary Basis



NWTC Board Meeting Schedule – FY 2022-2023

Board Meeting Date	District Boards Association (State)	ACCT Conferences (National)	Other Activity Dates
July 11, 2022 (Monday) <i>Green Bay Campus Boardroom</i>	July 21-23, 2022 District Board Summer Meeting NTC – Wausau		
August 17, 2022 <i>Green Bay Public Safety Complex</i>			
September 21, 2022 <i>Green Bay Trades & Industry Atrium</i>			
October 19, 2022 (Set Tax Levy) <i>Green Bay Campus Boardroom</i>	October 6-8, 2022 District Board Fall Meeting CVTC – Eau Claire	October 26-29, 2022 ACCT Leadership Congress New York, NY	
November 9, 2022 <i>Luxemburg RLC</i>			
December 14, 2022 <i>Green Bay Campus Boardroom</i>			December 15, 2022 Green Bay Graduation
January 18, 2023 <i>Green Bay Campus Boardroom</i>	January 11-13, 2023 District Board Winter Meeting Madison		
February 15, 2023 <i>Green Bay Academic IT Area</i>		February 5-8, 2023 ACCT Legislative Summit Washington, DC	
March 8, 2023 <i>Sturgeon Bay Campus</i>	March 14-15, 2023 WTCS Board Meeting Green Bay		
March 20, 2023 Board Appointment Meeting & Public Hearing			Schanock, Stadelman, Rickaby, Villarruel
April 12, 2023 Capital & Operational Budget <i>Green Bay Campus Boardroom</i>	April 20-22, 2023 District Board Spring Meeting GTC/Stella Hotel, Kenosha		Student Awards Ceremony Green Bay Commons
May 10, 2023 Budget Hearing & Adoption of Budget <i>Green Bay Campus Boardroom</i>			<u>Graduations:</u> May 16, 2023 – Sturgeon Bay May 17, 2023 – Green Bay May 18, 2023 – Marinette
June 14, 2023 <i>Green Bay Campus Boardroom</i>			GED/HSED Graduation TBD
July 10, 2023 - Monday <i>Green Bay Campus Boardroom</i>			